

# **X** OUTDOOR POWER **treme** EQUIPMENT

**THE HIGH PERFORMANCE CLUTCH LEADER**



**2015 PRODUCT CATALOG**

# The **Xtreme** Difference


**Xtreme** is a world-class performance clutch manufacturer with over 2,400 clutch part numbers in stock

**Xtreme Engineering:** Every clutch was designed and tested using design for Six Sigma and Lean methods. By using DFMEA (Design Failure Modes and Effects Analysis) methods, Xtreme makes a high performance clutch at a better price.

**Xtreme Design:** With machined pulleys, Cool Coil Technology, high performance bearings, stainless steel straps and rivets, Xtreme Tough Wire Protection System, and a replaceable bearing, the Xtreme design is pure performance in every respect.

**Xtreme Company:** Xtreme is a Lean/Six Sigma company. That basically means we can build your high quality clutch and ship it the same day with an impressive cut-off time of noon EST.

**Xtreme Commitment:** Our customers are always first. We offer free technical support and engineering. If you have a special application or engine swap, give us a call.



# OUTDOOR POWER **Xtreme** EQUIPMENT

**FatBoy**  
HEAVY DUTY SERIES

**Torque**  
HIGH TORQUE SERIES




**XTREMEOPE.COM**

## MACHINED PULLEYS

CNC machined billet pulleys are stronger, quieter, smoother and maintain stable and faster blade speeds.\*

Billet pulleys are used on performance applications like NASCAR engines because they don't spread under load like cheap formed pulleys.\* When a formed pulley "spreads", the belt sinks deeper into the groove. This lowers the belt speed (like a smaller pulley would) and slows down your blades.



## XTREME "COOL COIL"



THE "XTREMELY COOL COIL" RUNS OVER 20% COOLER


Electromagnetic clutches run very hot. Most competitive clutches run around 220 degrees. The Xtreme Proprietary Composite Coil runs 175 degrees. The difference is simple: Less heat = extended life.



## REPLACEABLE PULLEY BEARING

XTREME MOWER CLUTCHES HAVE A REPLACEABLE PULLEY BEARING!


The pulley bearing takes a serious beating and is almost always the first thing to go bad. For that reason, the Xtreme design has a replaceable pulley bearing. (Some models do not have this feature.)



## HIGH TEMPERATURE BEARINGS

XTREME'S SPECIAL BLEND OF BEARING GREASE IS RATED MORE THAN 2 TIMES WHAT IS REQUIRED, DELIVERING XTREME BEARING LIFE.

Electromagnetic clutches run very hot. High temperatures and vibration are rough on bearings. All Xtreme Series clutches use a highly engineered bearing with a proprietary blend of high temperature grease and harder races to ensure a long service life.



FREE UPGRADE!

## TRIPLE PROTECTED WIRES

EVERY XTREME CLUTCH HAS AN INTEGRATED WATER TIGHT CONNECTION WITH 3 LAYERS OF PROTECTION

We use a "water tight" connection at the clutch body instead of a cheap plastic connector with exposed wires.

Heat, water, mud, rocks, sticks and curbs are no challenge for the Xtreme Wire Protection System.



## STAINLESS STEEL RIVETS

XTREME CLUTCHES USE TOUGH STAINLESS STEEL BRAKE RIVETS FOR A LONG AND SAFE SERVICE LIFE


The Xtreme design uses stainless steel brake rivets instead of weak aluminum or copper rivets.

We figure your safety is worth it.



## FATBOY SERIES CLUTCH

**FatBoy**  
HEAVY DUTY SERIES



COMPETITIVE BEARING

FATBOY BEARING

We increase the size of our pulley bearing to improve bearing life.

The #1 failure of lawnmower clutches is the pulley bearing. Xtreme's new FatBoy Series uses top grade bearings and has a massive replaceable pulley bearing.

## HIGH TORQUE SERIES

**Torque**  
HIGH TORQUE SERIES



The Xtreme High Torque Series clutch has more torque for the serious professional or home owner with the toughest conditions!

## CONVERSION KIT

**Torque**  
HIGH TORQUE SERIES

- No adjustments - Ever!
- Easy Installation
- Plug and Play



# ***Table of Contents***



<b>Technical Data</b>	<b>Section</b>
Xross Reference (Warner Brand Replacements)	1-1
Xross Reference (Ogura Brand Replacements)	1-2
OEM Part Number Xross Reference	1-3
Clutch Terminology	41
Troubleshooting Guide Electrical	41
Troubleshooting Guide	41
Installation Instructions	41

<b>Equipment Manufacturer</b>	<b>Section</b>
Airflow	40
Agco Allis	38
Ariens	2
AYP	3
Bad Boy Mowers	4
Big Dog Mowers	5
Bobcat	6
Bolens	25
Boss	40
Bunton	6
Bush Hog	7
Buyers	40
Case	21
Castle Garden	38
Country Clipper	8
Cub Cadet	9
Dixie Chopper	10
Dixon	11

<b>Equipment Manufacturer</b>	<b>Section</b>
Down Easter	40
Electrolux	19
Encore	12
Everride	13
Exmark	14
Ferris	15
Fisher	40
Ford	38
Goodall	38
Goosen	39
Grasshopper	16
Gravely	17
Grazer	38
Great Dane	18
Henderson	40
Hiniker	40
Hi-Way	40
Howard Price	38

# ***Table of Contents***

---



<b>Equipment Manufacturer</b>	<b>Section</b>
Huskee	25
Husqvarna	19
Hustler / Excel Industries	20
Ingersoll	21
Jacobsen	21
John Deere	22
Jonsered	19
Kees	37
King Cat	38
Landoll	24
Land Pride	38
Lastec	23
Lawn Boy	33
Lesco	22
Massey Ferguson	24
McCulloch	24
Meridian	39
Meyer	40
Monroe	40
MTD	25
Murray	26
New Holland	21
Odessa Pumps	40
Poulan	3
Pro-Drive Boat	39
Ransomes	6
Rhino	7

<b>Equipment Manufacturer</b>	<b>Section</b>
Roper	29
Sakundiak	39
Scag	27
Schweiss	38
Scotts	22
Sears Craftsman	28
Simplicity	29
Smithco	39
Snapper	30
Snapper Pro	31
Stiga	38
Swenson	40
Swisher	32
Toro	33
Torwell	40
Troy Bilt	34
Walker	38
Weed Eater	19
Western Plow	40
White Outdoor	25
Wood Mizer	39
Woods	35
World Lawn	12
Wright Stander	36
Yazoo	37
Yazoo Kees	37
Zipper	38

# ***Xross Reference***



<b>Warner No.</b>	<b>Xtreme No.</b>
IH-61313-C92	X0146
104-0265	X0136
104-0624	X0137
5208-23	X0146
5209-41	X0147
5209-46	X0148
5210-10	X0149
5210-15	X0150
5210-30	X0188
5210-33	X0185
5210-34	X0196
5210-35	X0152
5210-40	X0153
5210-41	X0154
5210-46	X0155
5210-49	X0156
5210-52	X0450
5210-56	X0157
5210-60	X0479
5210-9	X0158
5215-103	X0159
5215-108	X0160
5215-114	X0162
5215-117	X0454
5215-120	X0450
5215-129	X0164
5215-13	X0165
5215-130	X0166
	X0167
5215-134	X0168
5215-14	X0169
5215-140	X0170
5215-142	X0171

<b>Warner No.</b>	<b>Xtreme No.</b>
5215-146	X0172
5215-15	X0173
5215-16	X0475
5215-22	X0174
5215-24	X0175
5215-25	X0176
5215-27	X0177
5215-29	X0178
5215-34	X0179
5215-35	X0407
5215-42	X0180
5215-43	X0181
5215-44	X0182
5215-50	X0472
5215-51	X0184
5215-53	X0190
5215-55	X0408
5215-59	X0185
5215-61	X0186
5215-62	X0450
5215-64	X0187
5215-68	X0188
5215-69	X0189
5215-69U	X0189
5215-7	X0190
5215-73	X0191
5215-77	X0192
5215-79	X0193
5215-83	X0194
5215-86	X0195
5215-88	X0196
5215-89	X0197
5215-9	X0409
5215-92	X0408
5215-96	X0408

<b>Warner No.</b>	<b>Xtreme No.</b>
5217-14	X0014
5217-2	X0002
5217-20	X0007
5217-25	X0117
5217-27	X0199
5217-28	X0200
5217-30	X0201
5217-32	X0013
5217-33	X0202
5217-34	X0447
5217-35	X0003
5217-36	X0010
5217-38	X0007
5217-4	X0203
5217-42	X0014
5217-43	X0013
5217-44	X0448
5217-46	X0002
5217-48	X0449
5217-53	X0204
5217-6	X0003
5217-7	X0003
5217-8	X0007
5217-9	X0003

## **NOT LISTED?**

We Are Always

Adding New Models

Give Us A Call





# ***Xross Reference***



<b>Warner No.</b>	<b>Xtreme No.</b>
5219-1	X0327
5219-10	X0328
5219-100	X0329
5219-102	X0350
5219-104	X0330
5219-107	X0331
5219-108	X0332
5219-11	X0333
5219-114	X0425
5219-116	X0334
5219-126	X0335
5219-13	X0009
5219-131	X0478
5219-132	X0336
5219-135	X0337
5219-136	X0338
5219-137	X0339
5219-14	X0063
5219-141	X0340
5219-147	X0341
5219-148	X0342
5219-15	X0343
5219-16	X0344
5219-18	X0345
5219-19	X0346
5219-20	X0424
5219-21	X0329
5219-22	X0347
5219-23	X0348
5219-24	X0349
5219-25	X0065
5219-28	X0350
5219-3	X0351
5219-31	X0352
5219-32	X0353

<b>Warner No.</b>	<b>Xtreme No.</b>
5219-34	X0354
5219-34A	X0354
5219-35	X0355
5219-37	X0356
5219-38	X0357
5219-39	X0358
5219-4	X0359
5219-40	X0476
5219-42	X0356
5219-44	X0360
5219-45	X0005
5219-46	X0361
5219-47	X0362
5219-48	X0363
5219-49	X0364
5219-51	X0008
5219-52	X0365
5219-54	X0366
5219-55	X0367
5219-56	X0368
5219-57	X0446
5219-58	X0369
5219-62	X0383
5219-63	X0370
5219-64	X0008
5219-65	X0371
5219-68	X0372
5219-69	X0373
5219-71	X0372
5219-72	X0374
5219-73	X0424
5219-74	X0375
5219-76	X0376
5219-77	X0377
5219-79	X0008

<b>Warner No.</b>	<b>Xtreme No.</b>
5219-8	X0378
5219-80	X0350
5219-81	X0379
5219-82	X0380
5219-83	X0381
5219-86	X0382
5219-87	X0383
5219-88	X0384
5219-9	X0385
5219-90	X0107
5219-93	X0386
5219-94	X0387
5219-96	X0388
5219-97	X0389
5219-98	X0390
5219-99	X0391

## **NOT LISTED?**

We Are Always  
Adding New Models  
Give Us A Call



# ***Xross Reference***



<b>Warner No.</b>	<b>Xtreme No.</b>
5218-1	X0205
5218-10	X0041
5218-100	X0257
5218-101	X0460
5218-102	X0206
5218-103	X0207
5218-105	X0208
5218-107	X0459
5218-109	X0209
5218-110	X0243
5218-114	X0244
5218-116	X0210
5218-116A	X0262
5218-117	X0211
5218-120	X0212
5218-121	X0213
5218-123	X0470
5218-124	X0214
5218-126	X0266
5218-127	X0215
5218-134	X0216
5218-135	X0470
5218-14	X0217
5218-140	X0459
5218-141	X0463
5218-142	X0219
5218-147	X0043
5218-149	X0220
5218-150	X0221
5218-154	X0222
5218-157	X0223
5218-158	X0224
5218-159	X0451
5218-16	X0225
5218-161	X0238

<b>Warner No.</b>	<b>Xtreme No.</b>
5218-162	X0226
5218-165	X0227
5218-167	X0464
5218-168	X0461
5218-17	X0228
5218-170	X0229
5218-171	X0230
5218-175	X0231
5218-19	X0232
5218-2	X0233
5218-20	X0234
5218-201	X0235
5218-202	X0461
5218-203	X0236
5218-204	X0237
5218-205	X0047
5218-206	X0238
5218-207	X0239
5218-208	X0464
5218-209	X0461
5218-21	X0042
5218-210	X0459
5218-211	X0240
5218-212	X0241
5218-213	X0049
5218-214	X0043
5218-215	X0017
5218-217	X0460
5218-218	X0242
5218-219	X0243
5218-220	X0244
5218-221	X0245
5218-222	X0246
5218-223	X0041

<b>Warner No.</b>	<b>Xtreme No.</b>
5218-224	X0247
5218-225	X0248
5218-226	X0249
5218-227	X0250
5218-228	X0257
5218-229	X0251
5218-23	X0252
5218-233	X0466
5218-238	X0254
5218-24	X0255
5218-241	X0256
5218-243	X0257
5218-244	X0258
5218-245	X0259
5218-247	X0260
5218-248	X0261
5218-25	X0042
5218-250	X0262
5218-251	X0263
5218-253	X0459
5218-254	X0451
5218-256	X0265
5218-257	X0043
5218-259	X0015
5218-26	X0043
5218-261	X0266
5218-262	X0293
5218-267	X0267
5218-269	X0268
5218-27	X0020
5218-270	X0463
5218-271	X0269
5218-272	X0270
5218-273	X0323

# ***Xross Reference***



<b>Warner No.</b>	<b>Xtreme No.</b>
5218-280	X0271
5218-283	X0272
5218-284	X0273
5218-285	X0274
5218-288	X0275
5218-29	X0037
5218-293	X0042
5218-294	X0276
5218-296	X0277
5218-299	X0278
5218-3	X0279
5218-30	X0280
5218-300	X0281
5218-301	X0282
5218-302	X0283
5218-303	X0284
5218-305	X0285
5218-307	X0286
5218-31	X0044
5218-313	X0287
5218-314	X0471
5218-316	X0471
5218-32	X0288
5218-320	X0280
5218-33	X0289
5218-334	X0290
5218-35	X0291
5218-36	X0292
5218-38	X0293
5218-39	X0294
5218-4	X0295
5218-40	X0266
5218-41	X0296
5218-44	X0017

<b>Warner No.</b>	<b>Xtreme No.</b>
5218-45	X0297
5218-46	X0298
5218-47	X0299
5218-49	X0300
5218-5	X0015
5218-50	X0301
5218-52	X0240
5218-54	X0302
5218-57	X0303
5218-58	X0043
5218-59	X0304
5218-6	X0016
5218-60	X0305
5218-61	X0306
5218-62	X0307
5218-63	X0308
5218-64	X0309
5218-65	X0049
5218-65E	X0049
5218-67	X0043
5218-68	X0310
5218-69	X0311
5218-70	X0312
5218-71	X0313
5218-73	X0314
5218-75	X0315
5218-76	X0042
5218-76C	X0042
5218-79	X0316
5218-8	X0317
5218-80	X0017
5218-80C	X0017
5218-82	X0318
5218-83	X0319

<b>Warner No.</b>	<b>Xtreme No.</b>
5218-85	X0320
5218-86	X0321
5218-89	X0322
5218-9	X0323
5218-90	X0324
5218-91	X0325
5218-94	X0044
5218-95	X0326
5218-99	X0461
548-65	X0461

<b>Ogura No.</b>	<b>Xtreme No.</b>
51509	X0482
MA-GT-JD19	X0429
GT1-CT04	X0484
GT1-JD08	X0423
GT1A-HU02	X0394
GT1A-JD10	X0422
MA-GT-B3	X0428
MA-GT-JD23BF	X0411
MA-GT-JD23	X0430
MA-GT-JD24	X0431
MA-GT-JD24BF	X0432

## **NOT LISTED?**

We Are Always  
Adding New Models  
Give Us A Call



# OEM Xross Reference Chart

Manufacturer	OEM Part No.	X No.
Agco Allis	1692430	X0114
Agco Allis	1703816SM	X0185
Ariens	30908	X0450
Ariens	044631	X0186
Ariens	047004	X0145
Ariens	49154	X0186
Ariens	050236	X0196
Ariens	052632	X0186
Ariens	092026	X0041
Ariens	092080	X0041
Ariens	092254	X0041
Ariens	00092453	X0186
Ariens	00191700	X0005
Ariens	00274100	X0126
Ariens	00385500	X0367
Ariens	00389900	X0044
Ariens	00462500	X0219
Ariens	462500	X0219
Ariens	00480600	X0127
Ariens	00554300	X0020
Ariens	554300	X0020
Ariens	00574100	X0020
Ariens	574100	X0020
Ariens	00574200	X0452
Ariens	574200	X0452
Ariens	00605200	X0380
Ariens	00617400	X0088
Ariens	00697900	X0226
Ariens	00867200	X0382
Ariens	990003	X0404
Ariens	990004	X0404
Ariens	990300	X0404
Ariens	02763200	X0129
Ariens	02999900	X0386
Ariens	03090800	X0450
Ariens	03292300	X0088
Ariens	03357900	X0317
Ariens	03361100	X0317
Ariens	03368000	X0367
Ariens	03450500	X0196
Ariens	03601800	X0002
Ariens	03643100	X0003
Ariens	04915400	X0186
Ariens	09010400	X0186
Ariens	09049000	X0480
Ariens	09208000	X0044
Ariens	09225400	X0041
Ariens	09232700	X0044
Ariens	09266700	X0044
Ariens	09407700	X0452
Ariens	21040300	X0145
Ariens	21270100	X0186
Ariens	59003000	X0186
Ariens	49154-AR	X0186

Manufacturer	OEM Part No.	X No.
Ariens	AR-33579	X0317
AYP	102603	X0015
AYP	104515	X0315
AYP	105406	X0319
AYP	105804	X0348
AYP	106880	X0206
AYP	109580	X0015
AYP	114595	X0350
AYP	120756	X0121
AYP	120786	X0122
AYP	128711	X0041
AYP	132732	X0373
AYP	132733	X0258
AYP	133501	X0152
AYP	137140	X0184
AYP	140923	X0191
AYP	142600	X0184
AYP	145028	X0002
AYP	160889	X0003
AYP	170056	X0191
AYP	174367	X0167
AYP	174509	X0191
AYP	287301	X0332
AYP	326108	X0190
AYP	607001	X0260
AYP	505287301	X0332
AYP	532108218	X0184
AYP	532109550	X0168
AYP	532127170	X0152
AYP	532140923	X0191
AYP	532142600	X0184
AYP	532145028	X0002
AYP	532150283	X0191
AYP	532160889	X0003
AYP	532170056	X0191
AYP	532174367	X0167
AYP	532174509	X0191
AYP	539102603	X0015
AYP	539104515	X0315
AYP	539105406	X0319
AYP	539105804	X0348
AYP	539106880	X0206
AYP	539109580	X0015
AYP	539112233	X0394
AYP	539114595	X0350
AYP	539120756	X0121
AYP	539120786	X0122
AYP	539128711	X0041
AYP	539132732	X0373
AYP	539132733	X0258
AYP	574607001	X0260
AYP	917140923	X0191
AYP	917170056	X0191
AYP	917532108218	X0184

Manufacturer	OEM Part No.	X No.
AYP	917532142600	X0184
AYP	917532170056	X0191
AYP	106316X	X0168
AYP	108218X	X0184
AYP	109550X	X0168
AYP	110880X	X0152
AYP	127170X	X0152
AYP	326108MA	X0190
Bad Boy	070-1000-00	X0244
Bad Boy	070-2050-00	X0133
Bad Boy	070-5035-00	X0457
Big Dog	601278	X0392
Big Dog	601311	X0222
Big Dog	601325	X0107
Big Dog	601326	X0250
Big Dog	601784	X0108
Big Dog	601785	X0272
Big Dog	601801	X0109
Big Dog	603273	X0272
Big Dog	603545	X0107
Big Dog	781039	X0243
Big Dog	784835	X0111
Big Dog	787366	X0246
Big Dog	601278K	X0392
Big Dog	601311K	X0222
Big Dog	601325K	X0107
Big Dog	601326K	X0250
Big Dog	601784K	X0108
Big Dog	601785K	X0272
Big Dog	601801K	X0109
Big Dog	603273K	X0272
Big Dog	603545K	X0107
Big Dog	781039K	X0243
Big Dog	784835K	X0111
Big Dog	787366K	X0246
Bobcat	188018	X0168
Bobcat	188019	X0168
Bobcat	2188151	X0015
Bobcat	2721110	X0345
Bobcat	2721337	X0049
Bobcat	2722016	X0063
Bobcat	4144116	X0376
Bolens	1669	X0143
Bolens	01002108	X0217
Bolens	1742518	X0114
Bolens	1755341	X0114
Bolens	1772388	X0003
Bolens	01002108P	X0217
Bolens	1755341P	X0114
Bolens	B1755341	X0114
Bolens	CC917-3460	X0297
Bolens	GT1A-MT09	X0391
Bolens	GW-1755341P	X0114
Bolens	GW-1772388	X0003

# OEM Xross Reference Chart

Manufacturer	OEM Part No.	X No.
Bunton	2188151	X0015
Bunton	2721110	X0345
Bunton	2721337	X0049
Bunton	2722016	X0063
Bunton	4144116	X0376
Bush Hog	94011	X0195
Bush Hog	98457	X0232
Bush Hog	98697	X0323
Bush Hog	99078	X0298
Bush Hog	50028140	X0305
Bush Hog	50040824	X0358
Bush Hog	50049812	X0215
Bush Hog	50055658	X0350
Case	3014	X0100
Case	990947	X0185
Case	2188151	X0015
Case	2721110	X0345
Case	2721337	X0049
Case	2722016	X0063
Case	4144116	X0376
Case	C33197	X0160
Case	C33198	X0153
Case	C3440	X0252
Case	C375569	X0455
Case	C38410	X0450
Case	C47443	X0160
Case	C47444	X0153
Case	C47445	X0414
Case	C48625	X0363
Case	C48626	X0362
Castle Garden	1136-0837-01	X0007
Castle Garden	18399065/1	X0007
Castle Garden	19399060/0	X0007
Country Clipper	E-6247	X0041
Country Clipper	E-6317	X0347
Country Clipper	E-6338	X0207
Country Clipper	E-6444	X0242
Country Clipper	E-6532	X0420
Cub Cadet	138412	X0190
Cub Cadet	01000725	X0188
Cub Cadet	01002108	X0217
Cub Cadet	01008544	X0423
Cub Cadet	1708527	X0255
Cub Cadet	1742518	X0114
Cub Cadet	1755341	X0114
Cub Cadet	1772076	X0194
Cub Cadet	1772388	X0003
Cub Cadet	917170056	X0191
Cub Cadet	917532140923	X0191
Cub Cadet	917532170056	X0191
Cub Cadet	01002108P	X0217
Cub Cadet	01008544P	X0423

Manufacturer	OEM Part No.	X No.
Cub Cadet	02002160	X0484
Cub Cadet	02002160P	X0484
Cub Cadet	1755341P	X0114
Cub Cadet	717-04080	X0170
Cub Cadet	717-04127	X0423
Cub Cadet	717-04163	X0013
Cub Cadet	717-04163A	X0013
Cub Cadet	717-04174	X0008
Cub Cadet	717-04174A	X0008
Cub Cadet	717-04180	X0365
Cub Cadet	717-04183	X0391
Cub Cadet	717-04214	X0370
Cub Cadet	717-04326	X0375
Cub Cadet	717-04376	X0399
Cub Cadet	717-04376A	X0399
Cub Cadet	717-04526	X0387
Cub Cadet	717-04526A	X0387
Cub Cadet	717-04552	X0390
Cub Cadet	717-04552A	X0390
Cub Cadet	717-04622	X0391
Cub Cadet	717-04622A	X0391
Cub Cadet	717-04967	X0400
Cub Cadet	717-05121	X0401
Cub Cadet	717-05122A	X0341
Cub Cadet	717-0949	X0184
Cub Cadet	717-0983	X0185
Cub Cadet	717-0983	X0185
Cub Cadet	717-1434	X0184
Cub Cadet	717-1434	X0184
Cub Cadet	717-1459	X0003
Cub Cadet	717-1708	X0164
Cub Cadet	717-1709	X0166
Cub Cadet	717-1773	X0171
Cub Cadet	717-1774	X0065
Cub Cadet	717-1774B	X0065
Cub Cadet	717-1774C	X0065
Cub Cadet	717-3012	X0402
Cub Cadet	717-3012	X0402
Cub Cadet	717-3036	X0396
Cub Cadet	717-3038	X0397
Cub Cadet	717-3044	X0147
Cub Cadet	717-3340	X0148
Cub Cadet	717-3375	X0188
Cub Cadet	717-3384	X0188
Cub Cadet	717-3385	X0014
Cub Cadet	717-3385A	X0014
Cub Cadet	717-3385AP	X0014
Cub Cadet	717-3385B	X0014
Cub Cadet	717-3389	X0188
Cub Cadet	717-3389P	X0188
Cub Cadet	717-3390	X0189
Cub Cadet	717-3403	X0016
Cub Cadet	717-3403P	X0016
Cub Cadet	717-3446	X0037
Cub Cadet	717-3446P	X0037
Cub Cadet	717-3460	X0297
Cub Cadet	717-3497	X0185

Manufacturer	OEM Part No.	X No.
Cub Cadet	917-04080	X0170
Cub Cadet	917-04127	X0423
Cub Cadet	917-04163	X0013
Cub Cadet	917-04163A	X0013
Cub Cadet	917-04174	X0008
Cub Cadet	917-04174A	X0008
Cub Cadet	917-04180	X0365
Cub Cadet	917-04183	X0391
Cub Cadet	917-04214	X0370
Cub Cadet	917-04326	X0375
Cub Cadet	917-04376	X0399
Cub Cadet	917-04376A	X0399
Cub Cadet	917-04526	X0387
Cub Cadet	917-04526A	X0387
Cub Cadet	917-04552	X0390
Cub Cadet	917-04552A	X0390
Cub Cadet	917-04622	X0391
Cub Cadet	917-04967	X0400
Cub Cadet	917-05001	X0065
Cub Cadet	917-05121	X0401
Cub Cadet	917-05122A	X0341
Cub Cadet	917-0949	X0184
Cub Cadet	917-0983	X0185
Cub Cadet	917-1434	X0184
Cub Cadet	917-1459	X0003
Cub Cadet	917-1708	X0164
Cub Cadet	917-1709	X0166
Cub Cadet	917-1773	X0171
Cub Cadet	917-1774	X0065
Cub Cadet	917-1774B	X0065
Cub Cadet	917-1774C	X0065
Cub Cadet	917-3012	X0402
Cub Cadet	917-3038	X0397
Cub Cadet	917-3044	X0147
Cub Cadet	917-3340	X0148
Cub Cadet	917-3384	X0188
Cub Cadet	917-3385	X0014
Cub Cadet	917-3385A	X0014
Cub Cadet	917-3385B	X0014
Cub Cadet	917-3389	X0188
Cub Cadet	917-3390	X0189
Cub Cadet	917-3403	X0016
Cub Cadet	917-3446	X0037
Cub Cadet	917-3460	X0297

# OEM Xross Reference Chart

Manufacturer	OEM Part No.	X No.
Cub Cadet	917-3497	X0185
Cub Cadet	959-3230	X0403
Cub Cadet	B1755341	X0114
Cub Cadet	C38410	X0450
Cub Cadet	C47449	X0413
Cub Cadet	CC917-3460	X0297
Cub Cadet	GW-1755341P	X0114
Cub Cadet	GW-1772076	X0194
Cub Cadet	GW-1772388	X0003
Cub Cadet	GW-B1755341	X0114
Cub Cadet	IH-144720-C91	X0426
Cub Cadet	IH-61313-C92	X0146
Cub Cadet	IH-61313-C93	X0146
Cub Cadet	WD-C38410	X0450
Cub Cadet	WD-C47449	X0413
Dixie Chopper	50300	X0196
Dixie Chopper	500012	X0459
Dixie Chopper	500056	X0451
Dixie Chopper	500067	X0262
Dixon	12035	X0348
Dixon	16026	X0122
Dixon	16138	X0350
Dixon	60208	X0195
Dixon	61516	X0041
Dixon	102603	X0015
Dixon	103245	X0120
Dixon	104515	X0315
Dixon	105406	X0319
Dixon	105804	X0348
Dixon	105854	X0348
Dixon	106880	X0206
Dixon	109580	X0015
Dixon	114595	X0350
Dixon	120756	X0121
Dixon	120786	X0122
Dixon	128711	X0041
Dixon	132732	X0373
Dixon	132733	X0258
Dixon	145028	X0002
Dixon	160889	X0003
Dixon	287301	X0332
Dixon	607001	X0260
Dixon	505287301	X0332
Dixon	532145028	X0002
Dixon	532150283	X0191
Dixon	532160889	X0003
Dixon	287301	X0332
Dixon	607001	X0260
Dixon	505287301	X0332
Dixon	532145028	X0002
Dixon	532150283	X0191
Dixon	532160889	X0003

Manufacturer	OEM Part No.	X No.
Dixon	539102603	X0015
Dixon	539103245	X0120
Dixon	539104515	X0315
Dixon	539105406	X0319
Dixon	539105804	X0348
Dixon	539106880	X0206
Dixon	539109580	X0015
Dixon	539114595	X0350
Dixon	539118768	X0348
Dixon	539120756	X0121
Dixon	539120786	X0122
Dixon	539128711	X0041
Dixon	539129864	X0123
Dixon	539129872	X0124
Dixon	539132732	X0373
Dixon	539132733	X0258
Dixon	574607001	X0260
Encore	343084	X0329
Encore	353202	X0340
Encore	423285	X0344
Encore	523025	X0228
Encore	523370	X0228
Encore	523434	X0242
Encore	583518	X0320
Encore	603078	X0209
Encore	823165	X0280
Everride	00191700	X0005
Everride	GDA10017	X0359
Everride	TCA16665	X0371
Everride	TCA16667	X0372
Exmark	116277	X0196
Exmark	541001	X0168
Exmark	541003	X0168
Exmark	541050	X0168
Exmark	542322	X0168
Exmark	543259	X0168
Exmark	543860	X0168
Exmark	543862	X0168
Exmark	551054	X0168
Exmark	601979	X0165
Exmark	603463	X0165
Exmark	603539	X0165
Exmark	611190	X0165
Exmark	611223	X0165
Exmark	631644	X0042
Exmark	631645	X0015
Exmark	631731	X0042
Exmark	631732	X0049
Exmark	633098	X0042
Exmark	633099	X0015
Exmark	653048	X0017
Exmark	653292	X0017

Manufacturer	OEM Part No.	X No.
Exmark	100-6059	X0351
Exmark	103-0011	X0238
Exmark	103-0083	X0238
Exmark	103-0281	X0314
Exmark	103-0500	X0042
Exmark	103-0501	X0049
Exmark	103-0660	X0135
Exmark	103-0661	X0042
Exmark	103-0662	X0042
Exmark	103-0663	X0458
Exmark	103-0664	X0015
Exmark	103-0665	X0049
Exmark	103-0690	X0017
Exmark	103-1364	X0314
Exmark	103-2453	X0460
Exmark	103-3131	X0257
Exmark	103-3132	X0461
Exmark	103-3244	X0460
Exmark	103-3245	X0257
Exmark	103-3246	X0461
Exmark	103-4000	X0461
Exmark	103-4057	X0461
Exmark	103-5835	X0461
Exmark	103-6579	X0461
Exmark	103-6589	X0460
Exmark	103-6590	X0257
Exmark	103-9780	X0264
Exmark	103-9950	X0351
Exmark	104-3334	X0003
Exmark	104-3624	X0138
Exmark	105-3630	X0017
Exmark	109-1915	X0139
Exmark	109-2916	X0017
Exmark	109-6626	X0238
Exmark	109-6627	X0238
Exmark	109-7035	X0138
Exmark	109-7036	X0453
Exmark	109-7665	X0461
Exmark	109-7666	X0460
Exmark	109-7669	X0462

# OEM Xross Reference Chart

Manufacturer	OEM Part No.	X No.
Exmark	109-7673	X0461
Exmark	109-8462	X0264
Exmark	109-9155	X0235
Exmark	109-9196	X0139
Exmark	109-9275	X0459
Exmark	109-9276	X0017
Exmark	109-9282	X0239
Exmark	110-6766	X0379
Exmark	116-1604	X0239
Exmark	116-1611	X0461
Exmark	116-1612	X0462
Exmark	116-1620	X0239
Exmark	116-1947	X0261
Exmark	116-3553	X0271
Exmark	116-4477	X0290
Exmark	117-7468	X0141
Exmark	1-541001	X0168
Exmark	1-541003	X0168
Exmark	1-541050	X0168
Exmark	1-541353	X0168
Exmark	1-542322	X0168
Exmark	1-543259	X0168
Exmark	1-543860	X0168
Exmark	1-543862	X0168
Exmark	1-551054	X0168
Exmark	1-601979	X0165
Exmark	1-603463	X0165
Exmark	1-603539	X0165
Exmark	1-611190	X0165
Exmark	1-611223	X0165
Exmark	1-631644	X0042
Exmark	1-631645	X0015
Exmark	1-631731	X0042
Exmark	1-631732	X0049
Exmark	1-633098	X0042
Exmark	1-633099	X0015
Exmark	1-641213	X0135
Exmark	1-641300	X0049
Exmark	1-653048	X0017
Exmark	1-653292	X0017
Exmark	94-6136	X0041
Exmark	E631644	X0042
Exmark	E631731	X0042
Exmark	E631732	X0049
Exmark	E633098	X0042
Exmark	E633099	X0015
Exmark	E653048	X0017
Exmark	E653292	X0017

Manufacturer	OEM Part No.	X No.
Ferris	21083	X0168
Ferris	21823	X0165
Ferris	22330	X0254
Ferris	1521083	X0168
Ferris	1521823	X0165
Ferris	5021083	X0168
Ferris	5021823	X0165
Ferris	5022330	X0254
Ferris	5022873	X0254
Ferris	5025444	X0254
Ferris	5100084	X0245
Ferris	5100875	X0224
Ferris	5100915	X0354
Ferris	5101529	X0330
Ferris	5101790	X0254
Ferris	5600213	X0254
Ferris	5100084S	X0245
Ferris	5100084SM	X0245
Ferris	5100875S	X0224
Ferris	5100875SM	X0224
Ferris	5100915S	X0354
Ferris	5100915SM	X0354
Ferris	5101529S	X0330
Ferris	5101529SM	X0330
Ferris	5101529YP	X0330
Ford	9800686 Tractor	X0427
Ford	LB740401	X0427
Goossen	Bail Chopper	X0192
Grasshopper	388740	X0104
Grasshopper	388750	X0348
Grasshopper	388760	X0455
Grasshopper	388761	X0455
Grasshopper	388762	X0020
Grasshopper	388763	X0110
Grasshopper	388764	X0328
Grasshopper	388765	X0328
Grasshopper	388766	X0450
Grasshopper	388767	X0043
Grasshopper	388768	X0485
Grasshopper	388769	X0043
Grasshopper	388771	X0105
Grasshopper	388795	X0455
Grasshopper	604180	X0020
Grasshopper	604182	X0450
Grasshopper	604183	X0485
Grasshopper	606239	X0328
Grasshopper	606240	X0110
Grasshopper	606242	X0043

Manufacturer	OEM Part No.	X No.
Gravely	30908	X0450
Gravely	044631	X0186
Gravely	047004	X0145
Gravely	49154	X0186
Gravely	050236	X0196
Gravely	052632	X0186
Gravely	092026	X0041
Gravely	092080	X0041
Gravely	092254	X0041
Gravely	00092453	X0186
Gravely	00191700	X0005
Gravely	00274100	X0126
Gravely	00385500	X0367
Gravely	00389900	X0044
Gravely	00462500	X0219
Gravely	462500	X0219
Gravely	00480600	X0127
Gravely	00554300	X0020
Gravely	554300	X0020
Gravely	00574100	X0020
Gravely	574100	X0020
Gravely	00605200	X0380
Gravely	00617400	X0088
Gravely	00697900	X0226
Gravely	697900	X0226
Gravely	00867200	X0382
Gravely	02763200	X0117
Gravely	02999900	X0386
Gravely	03090800	X0450
Gravely	03292300	X0088
Gravely	03357900	X0317
Gravely	03361100	X0317
Gravely	03368000	X0367
Gravely	03450500	X0196
Gravely	03601800	X0002
Gravely	03643100	X0003
Gravely	04915400	X0186
Gravely	09010400	X0186
Gravely	09049000	X0480
Gravely	09208000	X0044
Gravely	09225400	X0041
Gravely	09232700	X0044
Gravely	09266700	X0044
Gravely	21040300	X0145
Gravely	21270100	X0186
Gravely	51516400	X0117
Gravely	52711900	X0117
Gravely	52712000	X0117
Gravely	59003000	X0186
Gravely	49154-AR	X0186
Gravely	AR-33579	X0317

# OEM Xross Reference Chart

Manufacturer	OEM Part No.	X No.
Grazer	GR-10	X0421
Great Dane	180265	X0049
Great Dane	00462500	X0219
Great Dane	D18000	X0168
Great Dane	D38155	X0359
Great Dane	GDA10017	X0359
Great Dane	GDA10122	X0044
Great Dane	TCA14535	X0353
Great Dane	TCA15119	X0371
Great Dane	TCA16538	X0371
Great Dane	TCA16665	X0371
Great Dane	TCA16667	X0372
Howard Price	20002	X0305
Huskee	174367	X0167
Huskee	01002108	X0217
Huskee	1772388	X0003
Huskee	532174367	X0167
Huskee	01002108P	X0217
Huskee	717-04163	X0013
Huskee	717-04163A	X0013
Huskee	717-04174	X0008
Huskee	717-04174A	X0008
Huskee	717-04180	X0365
Huskee	717-04183	X0391
Huskee	717-04214	X0370
Huskee	717-04376	X0399
Huskee	717-04376A	X0399
Huskee	717-04526	X0387
Huskee	717-04552	X0390
Huskee	717-04552A	X0390
Huskee	717-04622	X0391
Huskee	717-04967	X0400
Huskee	717-05121	X0401
Huskee	717-1459	X0003
Huskee	717-1774	X0065
Huskee	717-1774B	X0065
Huskee	717-1774C	X0065
Huskee	717-3385	X0014
Huskee	717-3385A	X0014
Huskee	717-3385AP	X0014
Huskee	717-3403	X0016
Huskee	717-3403P	X0016
Huskee	717-3446	X0037
Huskee	717-3446P	X0037
Huskee	717-3460	X0297
Huskee	917-04163	X0013
Huskee	917-04163A	X0013
Huskee	917-04174	X0008
Huskee	917-04174A	X0008
Huskee	917-04180	X0365
Huskee	917-04183	X0391
Huskee	917-04214	X0370
Huskee	917-04376	X0399

Manufacturer	OEM Part No.	X No.
Huskee	917-04376A	X0399
Huskee	917-04526	X0387
Huskee	917-04526A	X0387
Huskee	917-04552	X0390
Huskee	917-04552A	X0390
Huskee	917-04622	X0391
Huskee	917-04967	X0400
Huskee	917-05001	X0065
Huskee	917-05121	X0401
Huskee	917-1459	X0003
Huskee	917-1774	X0065
Huskee	917-1774B	X0065
Huskee	917-1774C	X0065
Huskee	917-3385	X0014
Huskee	917-3385A	X0014
Huskee	917-3385B	X0014
Huskee	917-3403	X0016
Huskee	917-3446	X0037
Huskee	917-3460	X0297
Huskee	CC917-3460	X0297
Huskee	GT1A-MT09	X0391
Huskee	GW-1772388	X0003
Husqvarna	102603	X0015
Husqvarna	104515	X0315
Husqvarna	105406	X0319
Husqvarna	105804	X0348
Husqvarna	106880	X0206
Husqvarna	109580	X0015
Husqvarna	114595	X0350
Husqvarna	120756	X0121
Husqvarna	120786	X0122
Husqvarna	128711	X0041
Husqvarna	132732	X0373
Husqvarna	132733	X0258
Husqvarna	133501	X0152
Husqvarna	137140	X0184
Husqvarna	142600	X0184
Husqvarna	145028	X0002
Husqvarna	160889	X0003
Husqvarna	167162	X0119
Husqvarna	170056	X0191
Husqvarna	174367	X0167
Husqvarna	174509	X0191
Husqvarna	287301	X0332
Husqvarna	607001	X0260
Husqvarna	917063	X0168
Husqvarna	505287301	X0332
Husqvarna	532108218	X0184
Husqvarna	532109550	X0168
Husqvarna	532127170	X0152
Husqvarna	532140923	X0191
Husqvarna	532142600	X0184
Husqvarna	532145028	X0002

Manufacturer	OEM Part No.	X No.
Husqvarna	532150283	X0191
Husqvarna	532160889	X0003
Husqvarna	532167162	X0119
Husqvarna	532170056	X0191
Husqvarna	532174367	X0167
Husqvarna	532174509	X0191
Husqvarna	532917063	X0168
Husqvarna	539102603	X0015
Husqvarna	539104515	X0315
Husqvarna	539105406	X0319
Husqvarna	539105804	X0348
Husqvarna	539106880	X0206
Husqvarna	539109580	X0015
Husqvarna	539112233	X0394
Husqvarna	539114595	X0350
Husqvarna	539120756	X0121
Husqvarna	539120786	X0122
Husqvarna	539128711	X0041
Husqvarna	539132732	X0373
Husqvarna	539132733	X0258
Husqvarna	574607001	X0260
Husqvarna	582948801	X0125
Husqvarna	917170056	X0191
Husqvarna	917532108218	X0184
Husqvarna	917532127170	X0152
Husqvarna	917532140923	X0191
Husqvarna	917532142600	X0184
Husqvarna	917532170056	X0191
Husqvarna	108218X	X0184
Husqvarna	109550X	X0168
Husqvarna	110880X	X0152
Husqvarna	127170X	X0152



# OEM Xross Reference Chart

Manufacturer	OEM Part No.	X No.
Hustler	601278	X0392
Hustler	601311	X0222
Hustler	601325	X0107
Hustler	601326	X0250
Hustler	601784	X0108
Hustler	601785	X0272
Hustler	601801	X0109
Hustler	603273	X0272
Hustler	603545	X0107
Hustler	781039	X0243
Hustler	784835	X0111
Hustler	787366	X0246
Hustler	787408	X0243
Hustler	601278K	X0392
Hustler	601311K	X0222
Hustler	601325K	X0107
Hustler	601326K	X0250
Hustler	601784K	X0108
Hustler	601785K	X0272
Hustler	601801K	X0109
Hustler	603273K	X0272
Hustler	603545K	X0107
Hustler	781039K	X0243
Hustler	784835K	X0111
Hustler	787366K	X0246
Ingersoll	3014	X0100
Ingersoll	990947	X0185
Ingersoll	2188151	X0015
Ingersoll	2721110	X0345
Ingersoll	2721337	X0049
Ingersoll	2722016	X0063
Ingersoll	4144116	X0376
Ingersoll	C33197	X0160
Ingersoll	C33198	X0153
Ingersoll	C3440	X0252
Ingersoll	C375569	X0455
Ingersoll	C38410	X0450
Ingersoll	C47443	X0160
Ingersoll	C47445	X0414
Ingersoll	C48055	X0172
Ingersoll	C48625	X0363
Ingersoll	C48626	X0362
Jacobsen	3014	X0100
Jacobsen	990947	X0185
Jacobsen	2188151	X0015
Jacobsen	2721110	X0345
Jacobsen	2721337	X0049
Jacobsen	2722016	X0063
Jacobsen	4144116	X0376
Jacobsen	C33197	X0160
Jacobsen	C33198	X0153
Jacobsen	C375569	X0455
Jacobsen	C38410	X0450

Manufacturer	OEM Part No.	X No.
Jacobsen	C47443	X0160
Jacobsen	C48625	X0363
Jacobsen	C48626	X0362
John Deere	690461	X0288
John Deere	7601023	X0288
John Deere	717-3446	X0037
John Deere	717-3446P	X0037
John Deere	717-3460	X0297
John Deere	917-3446	X0037
John Deere	917-3460	X0297
John Deere	AM100979	X0407
John Deere	AM103035	X0406
John Deere	AM105302	X0181
John Deere	AM106365	X0177
John Deere	AM108601	X0406
John Deere	AM115090	X0407
John Deere	AM115091	X0409
John Deere	AM115093	X0406
John Deere	AM116654	X0177
John Deere	AM118625	X0177
John Deere	AM118969	X0407
John Deere	AM118970	X0410
John Deere	AM119536	X0406
John Deere	AM119683	X0003
John Deere	AM119971	X0408
John Deere	AM121972	X0007
John Deere	AM122969	X0407
John Deere	AM123038	X0408
John Deere	AM123123	X0409
John Deere	AM123285	X0410
John Deere	AM125082	X0454
John Deere	AM126100	X0327
John Deere	AM126710	X0454
John Deere	AM130328	X0410
John Deere	AM131779	X0411
John Deere	AM133209	X0422
John Deere	AM134397	X0383
John Deere	AM136115	X0381
John Deere	AM136787	X0384
John Deere	AM137323	X0384
John Deere	AM138729	X0412
John Deere	AM138730	X0384
John Deere	AM141536	X0383
John Deere	AM141833	X0336
John Deere	AM141978	X0335
John Deere	AM38260	X0408
John Deere	CC917-3460	X0297
John Deere	D18000	X0168
John Deere	GDA10017	X0359
John Deere	GY20108	X0424
John Deere	GY20652	X0424
John Deere	GY20878	X0424

Manufacturer	OEM Part No.	X No.
John Deere	GY21339	X0425
John Deere	GY21340	X0424
John Deere	TCA12146	X0293
John Deere	TCA12148	X0293
John Deere	TCA123316	X0293
John Deere	TCA12522	X0325
John Deere	TCA14535	X0353
John Deere	TCA15092	X0356
John Deere	TCA15119	X0371
John Deere	TCA15488	X0356
John Deere	TCA15489	X0360
John Deere	TCA15800	X0435
John Deere	TCA16538	X0371
John Deere	TCA16665	X0371
John Deere	TCA16667	X0372
John Deere	TCA16998	X0259
John Deere	TCA16999	X0436
John Deere	TCA19141	X0436
John Deere	TCA19812	X0223
John Deere	TCA19813	X0259
John Deere	TCA20380	X0436
John Deere	TCA20604	X0269
John Deere	TCA20605	X0393
John Deere	TCA20655	X0223
John Deere	TCA21166	X0393
John Deere	TCA21167	X0269
John Deere	TCA21168	X0223
John Deere	TCA23182	X0437
Jonsered	102603	X0015
Jonsered	160889	X0003
Jonsered	917063	X0168
Jonsered	532109550	X0168
Jonsered	532160889	X0003
Jonsered	532917063	X0168
Jonsered	539102603	X0015
Jonsered	109550X	X0168
Kees	See Yazoo Kees	
King Cat	232201	X0185
Land Pride	890-134C	X0398

# OEM Xross Reference Chart

Manufacturer	OEM Part No.	X No.
Landoll	17531	X0102
Landoll	117781	X0456
Landoll	01002108P	X0217
Landoll	GDA10017	X0359
Landoll	TCA14535	X0353
Landoll	TCA15489	X0360
Lastec	019603	X0128
Lastec	040313	X0130
Lastec	043590	X0131
Lastec	057157	X0132
Lawnboy	See Toro	
Lesco	17531	X0102
Lesco	117781	X0456
Lesco	01002108P	X0217
Lesco	GDA10017	X0359
Lesco	TCA14535	X0353
Lesco	TCA15489	X0360
Massey Ferguson	58925	X0043
Massey Ferguson	102603	X0015
Massey Ferguson	104515	X0315
Massey Ferguson	105406	X0319
Massey Ferguson	105804	X0348
Massey Ferguson	106880	X0206
Massey Ferguson	109580	X0015
Massey Ferguson	114595	X0350
Massey Ferguson	120756	X0121
Massey Ferguson	120786	X0122
Massey Ferguson	128711	X0041
Massey Ferguson	132732	X0373
Massey Ferguson	132733	X0258
Massey Ferguson	145028	X0002
Massey Ferguson	160889	X0003
Massey Ferguson	287301	X0332
Massey Ferguson	607001	X0260
Massey Ferguson	1686882	X0002
Massey Ferguson	1772388	X0003
Massey Ferguson	5100084	X0245
Massey Ferguson	5100875	X0224
Massey Ferguson	5100915	X0354
Massey Ferguson	5101529	X0330
Massey Ferguson	7053740	X0003
Massey Ferguson	7058925	X0043
Massey Ferguson	505287301	X0332
Massey Ferguson	532145028	X0002
Massey Ferguson	532160889	X0003
Massey Ferguson	539102603	X0015
Massey Ferguson	539104515	X0315
Massey Ferguson	539105406	X0319
Massey Ferguson	539105804	X0348
Massey Ferguson	539106880	X0206

Manufacturer	OEM Part No.	X No.
Massey Ferguson	539109580	X0015
Massey Ferguson	539114595	X0350
Massey Ferguson	539120756	X0121
Massey Ferguson	539120786	X0122
Massey Ferguson	539128711	X0041
Massey Ferguson	539132732	X0373
Massey Ferguson	539132733	X0258
Massey Ferguson	574607001	X0260
Massey Ferguson	1686882S	X0002
Massey Ferguson	5100084S	X0245
Massey Ferguson	5100084SM	X0245
Massey Ferguson	5100875S	X0224
Massey Ferguson	5100875SM	X0224
Massey Ferguson	5100915S	X0354
Massey Ferguson	5100915SM	X0354
Massey Ferguson	5101529S	X0330
Massey Ferguson	5101529SM	X0330
Massey Ferguson	C3440	X0252
McCulloch	See Massey Ferguson	
Meridian		X0309
Meridian		X0267
Meridian		X0268
Meridian		X0213
MTD	050520	X0391
MTD	050615	X0423
MTD	01000725	X0188
MTD	01002108	X0217
MTD	01008544	X0423
MTD	1742518	X0114
MTD	1755341	X0114
MTD	1772388	X0003
MTD	01002108P	X0217
MTD	01008544P	X0423
MTD	1755341P	X0114
MTD	717-04080	X0170
MTD	717-04163	X0013
MTD	717-04163A	X0013
MTD	717-04174	X0008
MTD	717-04174A	X0008
MTD	717-04180	X0365
MTD	717-04183	X0391
MTD	717-04376	X0399
MTD	717-04376A	X0399
MTD	717-04526	X0387
MTD	717-04552	X0390
MTD	717-04552A	X0390
MTD	717-04622	X0391
MTD	717-05121	X0401
MTD	717-05122A	X0341
MTD	717-0949	X0184

Manufacturer	OEM Part No.	X No.
MTD	717-0983	X0185
MTD	717-1434	X0184
MTD	717-1459	X0003
MTD	717-1708	X0164
MTD	717-1709	X0166
MTD	717-1773	X0171
MTD	717-1774	X0065
MTD	717-1774B	X0065
MTD	717-1774C	X0065
MTD	717-3375	X0188
MTD	717-3385	X0014
MTD	717-3385A	X0014
MTD	717-3385AP	X0014
MTD	717-3385B	X0014
MTD	717-3389	X0188
MTD	717-3389P	X0188
MTD	717-3390	X0189
MTD	717-3403	X0016
MTD	717-3403P	X0016
MTD	717-3446	X0037
MTD	717-3446P	X0037
MTD	717-3460	X0297
MTD	717-3497	X0185
MTD	917-04080	X0170
MTD	917-04163	X0013
MTD	917-04163A	X0013
MTD	917-04174	X0008
MTD	917-04174A	X0008
MTD	917-04180	X0365
MTD	917-04183	X0391
MTD	917-04376	X0399
MTD	917-04376A	X0399
MTD	917-04526	X0387
MTD	917-04526A	X0387
MTD	917-04552	X0390
MTD	917-04552A	X0390
MTD	917-04622	X0391
MTD	917-05001	X0065
MTD	917-05121	X0401
MTD	917-05122A	X0341
MTD	917-0949	X0184
MTD	917-0983	X0185
MTD	917-1434	X0184
MTD	917-1459	X0003
MTD	917-1708	X0164
MTD	917-1709	X0166

# OEM Xross Reference Chart

Manufacturer	OEM Part No.	X No.
MTD	917-1773	X0171
MTD	917-1774	X0065
MTD	917-1774B	X0065
MTD	917-1774C	X0065
MTD	917-3385	X0014
MTD	917-3385A	X0014
MTD	917-3385B	X0014
MTD	917-3389	X0188
MTD	917-3390	X0189
MTD	917-3403	X0016
MTD	917-3446	X0037
MTD	917-3460	X0297
MTD	917-3497	X0185
MTD	B1755341	X0114
MTD	C38410	X0450
MTD	C47449	X0413
MTD	GT1A-MT09	X0391
MTD	GW-1755341P	X0114
MTD	GW-1772388	X0003
MTD	GW-B1755341	X0114
MTD	WD-C38410	X0450
MTD	WD-C47449	X0413
Murray	63246	X0395
Murray	326108	X0190
Murray	690461	X0288
Murray	7063246	X0395
Murray	7601023	X0288
Murray	1674750SM	X0136
Murray	326108MA	X0190
Murray	690461MA	X0288
Murray	7063246YP	X0395
Murray	7601023MA	X0288
New Holland	3014	X0100
New Holland	990947	X0185
New Holland	7-9446	X0472
New Holland	C33197	X0160
New Holland	C33198	X0153
New Holland	C3440	X0252
New Holland	C375569	X0455
New Holland	C38410	X0450
New Holland	C47449	X0413
New Holland	C48625	X0363
New Holland	C48626	X0362
New Holland	TR100D6059	X0467
New Holland	TR100D6060	X0473
New Holland	TR103D9950	X0468
New Holland	TR104D3334	X0439
New Holland	TR105D3462	X0440
New Holland	TR92D6885	X0474
New Holland	TR94D2190	X0442

Manufacturer	OEM Part No.	X No.
New Holland	TR94D2415	X0443
New Holland	TR94D2514	X0444
New Holland	WD-C38410	X0450
New Holland	WD-C47449	X0413
Odessa Pumps	OPE-EC	X0433
Odessa Pumps	OPE-EC2	X0434
Ogura	GT1A-HU02	X0394
Ogura	GT1A-JD10	X0422
Ogura	GT1-JD08	X0423
Ogura	MA-GT-B3	X0428
Ogura	MA-GT-JD19	X0429
Ogura	MA-GT-JD23	X0430
Ogura	MA-GT-JD23BF	X0411
Ogura	MA-GT-JD24	X0431
Ogura	MA-GT-JD24BF	X0432
Poulan	See MTD, Husqvarna	
Pro-Drive	PD-038	X0266
Ransome	2188151	X0015
Ransome	2721110	X0345
Ransome	2721337	X0049
Ransome	2722016	X0063
Ransome	4144116	X0376
Roper	See MTD, Husqvarna	
Roper	106316X	X0168
Roper	108218X	X0184
Roper	109550X	X0168
Roper	326108MA	X0190
Sakundiak		X0309
Sakundiak		X0267
Sakundiak		X0268
Sakundiak		X0213
Scag	48786	X0165
Scag	461074	X0165
Scag	461395	X0292
Scag	461397	X0106
Scag	461716	X0292
Scag	481204	X0233
Scag	481228	X0279
Scag	481530	X0292
Scag	481633	X0165
Schweiss	2360	X0306
Scotts	690461	X0288
Scotts	7601023	X0288
Scotts	717-3446	X0037
Scotts	717-3446P	X0037
Scotts	717-3460	X0297
Scotts	7601023MA	X0288
Scotts	917-3446	X0037
Scotts	917-3460	X0297
Scotts	AM119536	X0406

Manufacturer	OEM Part No.	X No.
Scotts	CC917-3460	X0297
Scotts	GY20108	X0424
Scotts	GY20652	X0424
Scotts	GY20878	X0424
Scotts	GY21340	X0424
Sears Craftsman	3813	X0101
Sears Craftsman	16343	X0185
Sears Craftsman	19982	X0185
Sears Craftsman	35520	X0043
Sears Craftsman	53679	X0185
Sears Craftsman	53740	X0003
Sears Craftsman	58925	X0043
Sears Craftsman	74022	X0164
Sears Craftsman	102603	X0015
Sears Craftsman	104515	X0315
Sears Craftsman	105406	X0319
Sears Craftsman	105804	X0348
Sears Craftsman	106880	X0206
Sears Craftsman	109580	X0015
Sears Craftsman	114595	X0350
Sears Craftsman	120756	X0121
Sears Craftsman	120786	X0122
Sears Craftsman	128711	X0041
Sears Craftsman	132732	X0373
Sears Craftsman	132733	X0258
Sears Craftsman	133501	X0152
Sears Craftsman	137140	X0184
Sears Craftsman	138412	X0190
Sears Craftsman	140923	X0191
Sears Craftsman	142600	X0184
Sears Craftsman	145028	X0002
Sears Craftsman	160889	X0003
Sears Craftsman	170056	X0191
Sears Craftsman	174367	X0167
Sears Craftsman	174509	X0191
Sears Craftsman	174605	X0169
Sears Craftsman	287301	X0332
Sears Craftsman	326108	X0190
Sears Craftsman	00389900	X0044
Sears Craftsman	414737	X0169
Sears Craftsman	00462500	X0219
Sears Craftsman	607001	X0260

# OEM Xross Reference Chart

Manufacturer	OEM Part No.	X No.
Sears Craftsman	690461	X0288
Sears Craftsman	707402	X0164
Sears Craftsman	7-4022	X0164
Sears Craftsman	01002108	X0217
Sears Craftsman	1686882	X0002
Sears Craftsman	1708536	X0002
Sears Craftsman	1742518	X0114
Sears Craftsman	1755341	X0114
Sears Craftsman	1772388	X0003
Sears Craftsman	2188151	X0015
Sears Craftsman	2721110	X0345
Sears Craftsman	2721337	X0049
Sears Craftsman	2722016	X0063
Sears Craftsman	03357900	X0317
Sears Craftsman	03368000	X0367
Sears Craftsman	03643100	X0003
Sears Craftsman	4144116	X0376
Sears Craftsman	5100084	X0245
Sears Craftsman	5100875	X0224
Sears Craftsman	5100915	X0354
Sears Craftsman	5101529	X0330
Sears Craftsman	7016343	X0185
Sears Craftsman	7053679	X0185
Sears Craftsman	7053740	X0003
Sears Craftsman	7058925	X0043
Sears Craftsman	7074022	X0164
Sears Craftsman	505287301	X0332
Sears Craftsman	532108218	X0184
Sears Craftsman	532109550	X0168
Sears Craftsman	532127170	X0152
Sears Craftsman	532142600	X0184
Sears Craftsman	532145028	X0002
Sears Craftsman	532150283	X0191
Sears Craftsman	532160889	X0003
Sears Craftsman	532170056	X0191
Sears Craftsman	532174367	X0167
Sears Craftsman	532174509	X0191
Sears Craftsman	539102603	X0015
Sears Craftsman	539104515	X0315
Sears Craftsman	539105406	X0319
Sears Craftsman	539105804	X0348
Sears Craftsman	539106880	X0206
Sears Craftsman	539109580	X0015
Sears Craftsman	539112233	X0394
Sears Craftsman	539114595	X0350
Sears Craftsman	539120756	X0121
Sears Craftsman	539120786	X0122
Sears Craftsman	539128711	X0041
Sears Craftsman	539132732	X0373
Sears Craftsman	539132733	X0258

Manufacturer	OEM Part No.	X No.
Sears Craftsman	574607001	X0260
Sears Craftsman	582948801	X0125
Sears Craftsman	917532108218	X0184
Sears Craftsman	917532127170	X0152
Sears Craftsman	917532140923	X0191
Sears Craftsman	917532142600	X0184
Sears Craftsman	917532170056	X0191
Sears Craftsman	01002108P	X0217
Sears Craftsman	104-0624	X0137
Sears Craftsman	106316X	X0168
Sears Craftsman	108218X	X0184
Sears Craftsman	109550X	X0168
Sears Craftsman	110880X	X0152
Sears Craftsman	127170X	X0152
Sears Craftsman	1686882S	X0002
Sears Craftsman	1686882SM	X0002
Sears Craftsman	1703816SM	X0185
Sears Craftsman	1755341P	X0114
Sears Craftsman	326108MA	X0190
Sears Craftsman	5100084S	X0245
Sears Craftsman	5100084SM	X0245
Sears Craftsman	5100875S	X0224
Sears Craftsman	5100875SM	X0224
Sears Craftsman	5100915S	X0354
Sears Craftsman	5100915SM	X0354
Sears Craftsman	5101529S	X0330
Sears Craftsman	5101529SM	X0330
Sears Craftsman	688EC	X0003
Sears Craftsman	7053740S	X0003
Sears Craftsman	7053740SM	X0003
Sears Craftsman	7058925YP	X0043
Sears Craftsman	7074022YP	X0164
Sears Craftsman	717-04080	X0170
Sears Craftsman	717-04163	X0013
Sears Craftsman	717-04163A	X0013
Sears Craftsman	717-04174	X0008
Sears Craftsman	717-04174A	X0008
Sears Craftsman	717-04180	X0365
Sears Craftsman	717-04183	X0391
Sears Craftsman	717-04376	X0399
Sears Craftsman	717-04376A	X0399
Sears Craftsman	717-04526	X0387
Sears Craftsman	717-04552	X0390
Sears Craftsman	717-04552A	X0390
Sears Craftsman	717-04622	X0391
Sears Craftsman	717-04967	X0400
Sears Craftsman	717-05121	X0401
Sears Craftsman	717-0983	X0185
Sears Craftsman	717-1459	X0003
Sears Craftsman	717-1708	X0164

Manufacturer	OEM Part No.	X No.
Sears Craftsman	717-1709	X0166
Sears Craftsman	717-1774	X0065
Sears Craftsman	717-1774B	X0065
Sears Craftsman	717-1774C	X0065
Sears Craftsman	717-3036	X0396
Sears Craftsman	717-3385	X0014
Sears Craftsman	717-3385A	X0014
Sears Craftsman	717-3385AP	X0014
Sears Craftsman	717-3389	X0188
Sears Craftsman	717-3389P	X0188
Sears Craftsman	717-3390	X0189
Sears Craftsman	717-3403	X0016
Sears Craftsman	717-3403P	X0016
Sears Craftsman	717-3446	X0037
Sears Craftsman	717-3446P	X0037
Sears Craftsman	717-3460	X0297
Sears Craftsman	717-3497	X0185
Sears Craftsman	7601023MA	X0288
Sears Craftsman	917-04080	X0170
Sears Craftsman	917-04163	X0013
Sears Craftsman	917-04163A	X0013
Sears Craftsman	917-04174	X0008
Sears Craftsman	917-04174A	X0008
Sears Craftsman	917-04180	X0365
Sears Craftsman	917-04183	X0391
Sears Craftsman	917-04214	X0370
Sears Craftsman	917-04376	X0399
Sears Craftsman	917-04376A	X0399
Sears Craftsman	917-04526	X0387
Sears Craftsman	917-04526A	X0387
Sears Craftsman	917-04552	X0390
Sears Craftsman	917-04552A	X0390
Sears Craftsman	917-04622	X0391
Sears Craftsman	917-04967	X0400
Sears Craftsman	917-05001	X0065
Sears Craftsman	917-05121	X0401
Sears Craftsman	917-0949	X0184
Sears Craftsman	917-0983	X0185
Sears Craftsman	917-1434	X0184
Sears Craftsman	917-1459	X0003
Sears Craftsman	917-1708	X0164
Sears Craftsman	917-1709	X0166
Sears Craftsman	917-1774	X0065
Sears Craftsman	917-1774B	X0065

# OEM Xross Reference Chart

Manufacturer	OEM Part No.	X No.
Sears Craftsman	917-1774C	X0065
Sears Craftsman	917-3385	X0014
Sears Craftsman	917-3385A	X0014
Sears Craftsman	917-3385B	X0014
Sears Craftsman	917-3389	X0188
Sears Craftsman	917-3390	X0189
Sears Craftsman	917-3403	X0016
Sears Craftsman	917-3446	X0037
Sears Craftsman	917-3460	X0297
Sears Craftsman	917-3497	X0185
Sears Craftsman	959-3230	X0403
Sears Craftsman	B1755341	X0114
Sears Craftsman	C38410	X0450
Sears Craftsman	C47449	X0413
Sears Craftsman	CC917-3460	X0297
Sears Craftsman	GT1A-MT09	X0391
Sears Craftsman	GT3000	X0169
Sears Craftsman	GW-1755341P	X0114
Sears Craftsman	GW-1772388	X0003
Sears Craftsman	GW-B1755341	X0114
Sears Craftsman	WD-C38410	X0450
Sears Craftsman	WD-C47449	X0413
Simplicity	21823	X0165
Simplicity	1521823	X0165
Simplicity	1686882	X0002
Simplicity	1686883	X0144
Simplicity	1703816	X0185
Simplicity	1708527	X0255
Simplicity	1708536	X0002
Simplicity	5021823	X0165
Simplicity	5100084	X0245
Simplicity	5100875	X0224
Simplicity	5100915	X0354
Simplicity	5100915	X0354
Simplicity	5101529	X0330
Simplicity	71703816	X0185
Simplicity	1674750SM	X0136
Simplicity	1686737SM	X0136
Simplicity	1686882S	X0002
Simplicity	1686882SM	X0002
Simplicity	1686883SM	X0144
Simplicity	1703816SM	X0185
Simplicity	1706692SM	X0174
Simplicity	21823SM	X0165
Simplicity	5021823SM	X0165
Simplicity	5100084S	X0245
Simplicity	5100084SM	X0245
Simplicity	5100875S	X0224
Simplicity	5100875SM	X0224
Simplicity	5100915S	X0354

Manufacturer	OEM Part No.	X No.
Simplicity	5100915SM	X0354
Simplicity	5101529S	X0330
Simplicity	5101529YP	X0330
Simplicity	Sunstar	X0294
Simplicity	Sunstar	X0175
Simplicity	Sunstar 20	X0136
Smithco	76-337	X0303
Snapper	16343	X0185
Snapper	17063	X0168
Snapper	19982	X0185
Snapper	21823	X0165
Snapper	29678	X0165
Snapper	35520	X0043
Snapper	53679	X0185
Snapper	53740	X0003
Snapper	58925	X0043
Snapper	63246	X0395
Snapper	74022	X0164
Snapper	79197	X0196
Snapper	79446	X0196
Snapper	707402	X0164
Snapper	7-4022	X0164
Snapper	1686882	X0002
Snapper	1686883	X0144
Snapper	1708536	X0002
Snapper	1-7063	X0168
Snapper	7-9197	X0196
Snapper	7-9446	X0196
Snapper	5021823	X0165
Snapper	5100084	X0245
Snapper	5100875	X0224
Snapper	5100915	X0354
Snapper	5101529	X0330
Snapper	7016343	X0185
Snapper	7017063	X0168
Snapper	7019982	X0116
Snapper	7029678	X0165
Snapper	7053679	X0185
Snapper	7053740	X0003
Snapper	7058295	X0043
Snapper	7058925	X0043
Snapper	7063246	X0395
Snapper	7074022	X0164
Snapper	7079197	X0196
Snapper	7079446	X0196
Snapper	1686882S	X0002
Snapper	1686882SM	X0002
Snapper	1686883SM	X0144
Snapper	5100084S	X0245
Snapper	5100084SM	X0245

Manufacturer	OEM Part No.	X No.
Snapper	5100875S	X0224
Snapper	5100875SM	X0224
Snapper	5100915S	X0354
Snapper	5100915SM	X0354
Snapper	5101529S	X0330
Snapper	5101529SM	X0330
Snapper	7017063YP	X0168
Snapper	7029678YP	X0165
Snapper	7053679YP	X0185
Snapper	7053740S	X0003
Snapper	7053740SM	X0003
Snapper	7058925YP	X0043
Snapper	7063246YP	X0395
Snapper	7074022YP	X0164
Snapper	7079446YP	X0196
Snapper	885443YP	X0394
Snapper Pro	21823	X0165
Snapper Pro	29678	X0165
Snapper Pro	58925	X0043
Snapper Pro	1686882	X0002
Snapper Pro	5021823	X0165
Snapper Pro	5100084	X0245
Snapper Pro	5100875	X0224
Snapper Pro	5100915	X0354
Snapper Pro	5101529	X0330
Snapper Pro	7029678	X0165
Snapper Pro	7053740	X0003
Snapper Pro	7058925	X0043
Snapper Pro	1686882S	X0002
Snapper Pro	1686882SM	X0002
Snapper Pro	5100084S	X0245
Snapper Pro	5100084SM	X0245
Snapper Pro	5100875S	X0224
Snapper Pro	5100875SM	X0224
Snapper Pro	5100915S	X0354
Snapper Pro	5100915SM	X0354
Snapper Pro	5101529S	X0330
Snapper Pro	5101529SM	X0330
Snapper Pro	5101529YP	X0330
Stiga	1134-5674-01	X0361
Swisher	3813	X0101
Swisher	7514	X0299
Swisher	14335	X0388
Swisher	688EC	X0003

# OEM Xross Reference Chart

Manufacturer	OEM Part No.	X No.
Toro	11346	X0185
Toro	116277	X0196
Toro	631644	X0042
Toro	631645	X0015
Toro	631731	X0042
Toro	631732	X0049
Toro	633098	X0042
Toro	633099	X0015
Toro	653048	X0017
Toro	653292	X0017
Toro	100-6059	X0351
Toro	103-0011	X0238
Toro	103-0083	X0238
Toro	103-0281	X0314
Toro	103-0500	X0042
Toro	103-0501	X0049
Toro	103-0660	X0042
Toro	103-0661	X0042
Toro	103-0662	X0042
Toro	103-0663	X0458
Toro	103-0664	X0015
Toro	103-0665	X0049
Toro	103-0690	X0017
Toro	103-1364	X0314
Toro	103-2453	X0460
Toro	103-3131	X0257
Toro	103-3132	X0461
Toro	103-3244	X0460
Toro	103-3245	X0257
Toro	103-3246	X0461
Toro	103-4000	X0461
Toro	103-4057	X0461
Toro	103-5835	X0461
Toro	103-6579	X0461
Toro	103-6589	X0460
Toro	103-6590	X0257
Toro	103-9950	X0351
Toro	104-2472	X0385
Toro	104-3334	X0003
Toro	104-3624	X0138
Toro	104-7756	X0205
Toro	105-1671	X0289
Toro	105-3462	X0200
Toro	105-3630	X0017
Toro	106-4099	X0352
Toro	107-1733	X0446
Toro	108-5902	X0471
Toro	108-5970	X0471
Toro	108-9510	X0369
Toro	108-9511	X0446

Manufacturer	OEM Part No.	X No.
Toro	108-9512	X0368
Toro	109-2916	X0017
Toro	109-6626	X0238
Toro	109-6627	X0238
Toro	109-7035	X0138
Toro	109-7665	X0461
Toro	109-7666	X0460
Toro	109-7669	X0462
Toro	109-7673	X0461
Toro	109-9155	X0235
Toro	109-9276	X0017
Toro	109-9282	X0239
Toro	110-0449	X0463
Toro	110-0862	X0470
Toro	110-6766	X0379
Toro	112-0913	X0140
Toro	114-8150	X0471
Toro	116-1604	X0239
Toro	116-1611	X0461
Toro	116-1612	X0462
Toro	116-1620	X0239
Toro	116-1947	X0261
Toro	116-3553	X0271
Toro	117-1252	X0481
Toro	117-3869	X0465
Toro	117-7468	X0141
Toro	119-8941	X0331
Toro	119-9057	X0142
Toro	1-631644	X0042
Toro	1-631645	X0015
Toro	1-631731	X0042
Toro	1-631732	X0049
Toro	1-633098	X0042
Toro	1-633099	X0015
Toro	1-641213	X0042
Toro	1-641300	X0049
Toro	1-653048	X0017
Toro	1-653292	X0017
Toro	78-6990	X0472
Toro	92-1686	X0472
Toro	92-6885	X0472
Toro	93-3160	X0450
Toro	94-2190	X0483
Toro	94-2514	X0197
Toro	94-4632	X0289
Toro	94-6136	X0041
Toro	99-8012	X0185
Toro	E631644	X0042
Toro	E631731	X0042
Toro	E631732	X0049



Manufacturer	OEM Part No.	X No.
Toro	E633098	X0042
Toro	E633099	X0015
Toro	E653048	X0017
Toro	E653292	X0017
Troy Bilt	01000725	X0188
Troy Bilt	01002108	X0217
Troy Bilt	1742518	X0114
Troy Bilt	1755341	X0114
Troy Bilt	1772076	X0194
Troy Bilt	1772388	X0003
Troy Bilt	01002108P	X0217
Troy Bilt	1755341P	X0114
Troy Bilt	717-04080	X0170
Troy Bilt	717-04163	X0013
Troy Bilt	717-04163A	X0013
Troy Bilt	717-04174	X0008
Troy Bilt	717-04174A	X0008
Troy Bilt	717-04180	X0365
Troy Bilt	717-04183	X0391
Troy Bilt	717-04376	X0399
Troy Bilt	717-04376A	X0399
Troy Bilt	717-04526	X0387
Troy Bilt	717-04552	X0390
Troy Bilt	717-04552A	X0390
Troy Bilt	717-04622	X0391
Troy Bilt	717-05121	X0401
Troy Bilt	717-05122A	X0341
Troy Bilt	717-0949	X0184
Troy Bilt	717-1434	X0184
Troy Bilt	717-1459	X0003
Troy Bilt	717-1708	X0164
Troy Bilt	717-1709	X0166
Troy Bilt	717-1773	X0171
Troy Bilt	717-1774	X0065
Troy Bilt	717-1774B	X0065
Troy Bilt	717-1774C	X0065
Troy Bilt	717-3036	X0185
Troy Bilt	717-3375	X0188
Troy Bilt	717-3385	X0014
Troy Bilt	717-3385A	X0014
Troy Bilt	717-3385AP	X0014
Troy Bilt	717-3385B	X0014
Troy Bilt	717-3389	X0188
Troy Bilt	717-3389P	X0188
Troy Bilt	717-3390	X0189




# OEM Xross Reference Chart




Manufacturer	OEM Part No.	X No.
Troy Bilt	717-3403	X0016
Troy Bilt	717-3403P	X0016
Troy Bilt	717-3446	X0037
Troy Bilt	717-3446P	X0037
Troy Bilt	717-3460	X0297
Troy Bilt	717-3497	X0185
Troy Bilt	917-04080	X0170
Troy Bilt	917-04163	X0013
Troy Bilt	917-04163A	X0013
Troy Bilt	917-04174	X0008
Troy Bilt	917-04174A	X0008
Troy Bilt	917-04180	X0365
Troy Bilt	917-04183	X0391
Troy Bilt	917-04376	X0399
Troy Bilt	917-04376A	X0399
Troy Bilt	917-04526	X0387
Troy Bilt	917-04526A	X0387
Troy Bilt	917-04552	X0390
Troy Bilt	917-04552A	X0390
Troy Bilt	917-04622	X0391
Troy Bilt	917-05001	X0065
Troy Bilt	917-05121	X0401
Troy Bilt	917-05122A	X0341
Troy Bilt	917-0949	X0184
Troy Bilt	917-1434	X0184
Troy Bilt	917-1459	X0003
Troy Bilt	917-1708	X0164
Troy Bilt	917-1709	X0166
Troy Bilt	917-1773	X0171
Troy Bilt	917-1774	X0065
Troy Bilt	917-1774B	X0065
Troy Bilt	917-1774C	X0065
Troy Bilt	917-3385	X0014
Troy Bilt	917-3385A	X0014
Troy Bilt	917-3385B	X0014
Troy Bilt	917-3389	X0188
Troy Bilt	917-3390	X0189
Troy Bilt	917-3403	X0016
Troy Bilt	917-3446	X0037
Troy Bilt	917-3460	X0297
Troy Bilt	917-3497	X0185
Troy Bilt	959-3230	X0185
Troy Bilt	B1755341	X0114
Troy Bilt	CC917-3460	X0297
Troy Bilt	GT1A-MT09	X0391
Troy Bilt	GW-1755341P	X0114
Troy Bilt	GW-1772388	X0003
Troy Bilt	GW-B1755341	X0114
Walker	4410	X0476
Walker	4410-1	X0477



Manufacturer	OEM Part No.	X No.
Weed Eater	137140	X0184
Weed Eater	142600	X0184
Weed Eater	532108218	X0184
Weed Eater	532109550	X0168
Weed Eater	532142600	X0184
Weed Eater	917532108218	X0184
Weed Eater	917532142600	X0184
Weed Eater	106316X	X0168
Weed Eater	108218X	X0184
Weed Eater	109550X	X0168
White	See Cub Cadet, MTD	
Wood Mizer	P604	X0044
Woods	58925	X0043
Woods	70903	X0020
Woods	73112	X0103
Woods	73113	X0020
Woods	73558	X0043
Woods	73559	X0020
Woods	74075	X0043
Woods	388740	X0104
Woods	388750	X0348
Woods	388760	X0455
Woods	388761	X0455
Woods	388762	X0020
Woods	388763	X0110
Woods	388764	X0328
Woods	388765	X0328
Woods	388766	X0450
Woods	388767	X0043
Woods	388769	X0043
Woods	388771	X0105
Woods	388795	X0455
Woods	00389900	X0044
Woods	00574200	X0452
Woods	604180	X0020
Woods	604182	X0450
Woods	606239	X0328
Woods	606240	X0110
Woods	606242	X0043
Woods	2188151	X0015
Woods	2721110	X0345
Woods	2721337	X0049
Woods	2722016	X0063
Woods	03357900	X0317
Woods	03643100	X0003
Woods	4144116	X0376
Woods	7058925	X0043
Woods	09232700	X0044
Woods	09266700	X0044
Woods	09407700	X0452

Manufacturer	OEM Part No.	X No.
Woods	AR-33579	X0317
Worldlawn	5203434	X0242
Worldlawn	See Encore	
Wright Stander	7140001	X0240
Wright Stander	7141001	X0240
Wright Stander	71410001	X0240
Wright Stander	71410006	X0346
Wright Stander	71410013	X0017
Wright Stander	71410014	X0366
Wright Stander	71410017	X0236
Wright Stander	71410018	X0236
Wright Stander	71410020	X0118
Wright Stander	71410024	X0242
Yazoo Kees	102603	X0015
Yazoo Kees	103245	X0120
Yazoo Kees	104515	X0315
Yazoo Kees	105406	X0319
Yazoo Kees	105804	X0348
Yazoo Kees	106880	X0206
Yazoo Kees	109580	X0015
Yazoo Kees	114595	X0350
Yazoo Kees	120756	X0121
Yazoo Kees	120786	X0122
Yazoo Kees	128711	X0041
Yazoo Kees	132732	X0373
Yazoo Kees	132733	X0258
Yazoo Kees	145028	X0002
Yazoo Kees	160889	X0003
Yazoo Kees	287301	X0332
Yazoo Kees	607001	X0260
Yazoo Kees	505287301	X0332
Yazoo Kees	532145028	X0002
Yazoo Kees	532160889	X0003
Yazoo Kees	539102603	X0015
Yazoo Kees	539103245	X0120
Yazoo Kees	539104515	X0315
Yazoo Kees	539105406	X0319
Yazoo Kees	539105804	X0348
Yazoo Kees	539106880	X0206
Yazoo Kees	539109580	X0015
Yazoo Kees	539114595	X0350
Yazoo Kees	539120756	X0121
Yazoo Kees	539120786	X0122
Yazoo Kees	539128711	X0041
Yazoo Kees	539132732	X0373
Yazoo Kees	539132733	X0258
Yazoo Kees	574607001	X0260
Zipper	1007024	X0112
Zipper	1007045	X0113



Xtreme No.	OEM Part No.	Where Used:	Wire Harness
	00191700	The Super Smooth " <i>Xtreme Precision</i> " Machined Pulley Ariens Zoom 2552XL Ariens Zoom 2560XL Ariens Zoom 2550XL Ariens PM34Z Ariens Zoom Series	Integrated Wire <b>Main Harness Repair Kit:</b> PN: XMC1003 
	<b>All Models Must Confirm OEM Part Number</b>		
	Specs: 1.00" Crankshaft, 6.00" Pulley, Counter Clockwise, A/B Belt, 125 ft.lbs torque		


Xtreme No.	OEM Part No.	Where Used:	Wire Harness
 	09225400 092080 092254 092026	Free <i>High Torque Cool Coil</i> Upgrade Hydro Pro 300 ZTR PM 200	Integrated Wire <b>Main Harness Repair Kit:</b> PN: XMC1003 
	<b>All Models Must Confirm OEM Part Number</b>		
	Specs: 1.125" Crankshaft, 5.345" Pulley, Counter Clockwise, A/B Belt, 175 ft.lbs torque		



Xtreme No.	OEM Part No.	Where Used:	Wire Harness
 	00574100 00554300 574100 554300	Free <i>High Torque Cool Coil</i> Upgrade Too Many to List	Integrated Wire <b>Main Harness Repair Kit:</b> PN: XMC1003 
	<b>All Models Must Confirm OEM Part Number</b>		
	Specs: 1.000" Crankshaft, 4.875" Double Pulley, Clockwise, 1/2" Belt, 175 ft.lbs torque		




Xtreme No.	OEM Part No.	Where Used:	Wire Harness
	00574200 09407700 574200	The Super Smooth " <i>Xtreme Precision</i> " Machined Pulley Too Many to List	Integrated Wire <b>Main Harness Repair Kit:</b> PN: XMC1003 
	<b>All Models Must Confirm OEM Part Number</b>		
	Specs: 1.125" Crankshaft, 4.875" Double Pulley, Clockwise, 1/2" Belt, 200 ft.lbs torque		








<b>Xtreme No.</b> <b>X0003</b> 	OEM Part No.	Where Used:	Wire Harness
	03643100	The Super Smooth " <i>Xtreme Precision</i> " Machined Pulley EZR Series Sierra Series LT and YT Series Zoom Series Mini Zoom Series Sport Zoom Series	Integrated Wire <b>Main Harness Repair Kit:</b> PN: XMC1003 
<p><b>* IMPORTANT NOTE: All Series must confirm OEM Part Number or Clutch Number.</b></p> <p>Specs: 1.00" Crankshaft, 5.375" Pulley, Counter Clockwise, 5/8" Belt, 80 ft.lbs torque</p>			



<b>Xtreme No.</b> <b>X0317</b> 	OEM Part No.	Where Used:	Wire Harness
	03357900 03361100 AR-33579	The Super Smooth " <i>Xtreme Precision</i> " Machined Pulley EZR Series High Sierra Series Sierra Series YT Series Zoom Series	Integrated Wire <b>Main Harness Repair Kit:</b> PN: XMC1003
<p><b>* IMPORTANT NOTE: All Series must confirm OEM Part Number or Clutch Number.</b></p> <p>Specs: 1.00" Crankshaft, 5.375" Pulley, Counter Clockwise, A/B Belt, 175 ft.lbs torque</p>			




<b>Xtreme No.</b> <b>X0044</b>  	OEM Part No.	Where Used:	Wire Harness
	00389900 09208000 09232700 09266700	Free Heavy Duty " <i>FatBoy Series</i> " Upgrade PM Series Ariens Zoom 2050 Ariens Zoom 2552XL Ariens Zoom 2560XL	Integrated Wire <b>Main Harness Repair Kit:</b> PN: XMC1003
<p><b>* IMPORTANT NOTE: All Series must confirm OEM Part Number or Clutch Number.</b></p> <p>Specs: 1.125" Crankshaft, 6.00" Pulley, Counter Clockwise, 5/8" Belt, 200 ft.lbs torque</p>			




<b>Xtreme No.</b> <b>X0196</b>  	OEM Part No.	Where Used:	Wire Harness
	03450500 3450500 050236	Free <i>High Torque Cool Coil</i> Upgrade HT Series Tractor Models : 934005 - 934006 934007 - 934008 934019 - 934020	Integrated Wire <b>Main Harness Repair Kit:</b> PN: XMC1003 
<p>Specs: 1.00" Crankshaft, 5.35" Pulley, Clockwise, A/B" Belt, 105 ft.lbs torque</p>			




<b>Xtreme No. X0367</b>  	<b>OEM Part No.</b> 03368000 00385500	<b>Where Used:</b> The Super Smooth " <b>Xtreme Precision</b> " Machined Pulley Zoom 2452 HD 24 Briggs Zoom 2660 HD 26 Briggs Zoom 1844XL      Zoom 2044XL Zoom 2148XL      Zoom 2348XL	<b>Wire Harness</b> Integrated Wire <b>Main Harness Repair Kit:</b> PN: XMC1003  
	<b>All Models Must Confirm the OEM Part Number</b>		
	Specs: 1.00" Crankshaft, 6.25" Offset Pulley, Counter Clockwise, 5/8" Belt, 125 ft.lbs torque		

<b>Xtreme No. X0450</b>    	<b>OEM Part No.</b> 03090800	<b>Where Used:</b> Free <b>High Torque Cool Coil</b> Upgrade Grand Sierra Model Numbers: 931037 - 931038 931302 - 931303	<b>Wire Harness</b> Integrated Wire <b>Main Harness Repair Kit:</b> PN: XMC1003  
	<b>All Models Must Confirm the OEM Part Number</b>		
	Specs: 1.125" Crankshaft, 4.80" Double Pulley, Clockwise, 1/2" Belt, 105 ft.lbs torque		

<b>Xtreme No. X0002</b>  	<b>OEM Part No.</b> 03601800 3601800	<b>Where Used:</b> UpGraded to 3 Layer " <b>Xtreme TOUGH</b> " Integrated Connector EZR Series Mowers " LT" Series Mowers " YT" Series Mowers Sierra Series Gear Driven Mowers Sierra Series Hydro Driven Mowers	<b>Wire Harness</b> <b>Free Upgrade:</b> Integrated Water Tight Wire Harness <b>Main Harness Repair Kit:</b> PN: XMC1003  
	<b>All Models Must Confirm the OEM Part Number</b>		
	Specs: 1" Crankshaft, 5.35" Pulley, Counter Clockwise, A/B Belt, 80 ft.lbs torque		

<b>Xtreme No. X0145</b>    	<b>OEM Part No.</b> 21040300 21281500	<b>Where Used:</b> Free <b>High Torque Cool Coil</b> Upgrade Too Many To List	<b>Wire Harness</b> Integrated Wire <b>Main Harness Repair Kit:</b> PN: XMC1003  
	<b>All Models Must Confirm the OEM Part Number</b>		
	Specs: 1.125" Crankshaft, 6" Pulley, Counter Clockwise, Belt, 105 ft.lbs torque		



Xtreme No.	OEM Part No.	Where Used:	Wire Harness
<p data-bbox="292 310 406 346"><b>X0186</b></p>  	04915400	Free <b>High Torque Cool Coil</b> Upgrade	Integrated Wire
	09010400	Zoom 1640 - Zoom 1844 - Zoom 1944	
	21270100	Zoom 2048 - Zoom 2252 - Zoom 2352	 <b>Main Harness Repair Kit:</b> PN: XMC1003
	59003000	32" & 36" GR and HR Walk Behinds	
	49154	HR15 Walk Behind - PM34Z	
	49154-AR	GR1332 Walk Behind	
		HR1536 Walk Behind	
		HR15P & HP19P Walk Behind	
		HR1544 Walk Behind HR1748 Walk Behind PM34Z	
<b>All Models Must Confirm the OEM Part Number</b>			
Specs: 1.00" Crankshaft, 6.03" Pulley, Counter Clockwise, A/B Belt, 105 ft.lbs torque			



Xtreme No.	OEM Part No.	Where Used:	Wire Harness
<p data-bbox="292 1163 406 1199"><b>X0219</b></p>  	00462500	UpGraded to 3 Layer " <b>Xtreme TOUGH</b> " Integrated Connector	<b>Free Upgrade:</b> Integrated Water Tight Impact resistant Wire Harness
		Free Heavy Duty " <b>FatBoy Series</b> " Upgrade  PM 144Z PM-260H PM-260Z PM-252H PM-252Z PM 272H	
<b>All Models Must Confirm the OEM Part Number</b>			 <b>Main Harness Repair Kit:</b> PN: XMC1003
Specs: 1.125" Crankshaft, 6.3" Pulley, Counter Clockwise, 5/8" Belt, 200 ft.lbs torque			



## Installation Tips:



DO NOT use an impact wrench when tightening the mounting bolt. Over tightening the mounting bolt will cause bearing damage. See our installation guide for the proper torque required.

Xtreme No. <b>X0088</b>	OEM Part No.	Where Used:	Wire Harness
	00617400 03292300	UpGraded to 3 Layer " <b>Xtreme TOUGH</b> " Integrated Connector  Zoom 1840 Zoom 1634 Zoom 2350 HVZ 1840	<b>Free Upgrade:</b> Integrated Water Tight Impact resistant Wire Harness
	<b>All Models Must Confirm the OEM Part Number</b>		<b>Main Harness Repair Kit:</b> PN: XMC1003 
Specs: 1" Crankshaft, 5.34" Pulley, Counter Clockwise, A/B Belt, 80ft.lbs torque			

Xtreme No. <b>X0127</b>	OEM Part No.	Where Used:	Wire Harness
	00480600	UpGraded to 3 Layer " <b>Xtreme TOUGH</b> " Integrated Connector  Zoom 1634 Zoom 1840 Zoom 2040 Zoom 2150 Zoom 2350 Zoom 2450	<b>Free Upgrade:</b> Integrated Water Tight Impact resistant Wire Harness
	<b>All Models Must Confirm the OEM Part Number</b>		<b>Main Harness Repair Kit:</b> PN: XMC1003 
Specs: 1" Crankshaft, 5.30" Pulley, Counter Clockwise, A/B Belt, 80 ft.lbs torque			

Xtreme No. <b>X0129</b>	OEM Part No.	Where Used:	Wire Harness
	02763200	UpGraded to 3 Layer " <b>Xtreme TOUGH</b> " Integrated Connector  1232 Sport Zoom, 12hp B&S, 32" Deck with serial no. 0 to 010000	<b>Free Upgrade:</b> Integrated Water Tight Impact resistant Wire Harness
	<b>All Models Must Confirm the OEM Part Number</b>		<b>Main Harness Repair Kit:</b> PN: XMC1002 
Specs: 1" Crankshaft, Direct Drive Hub , Counter Clockwise, 80 ft.lbs torque			

## Need Help Finding the Right Clutch?



- Find the clutch part number located on the clutch. Then, use our Easy Xross Reference in Section 1
- Locate the machine model & serial number, and use the internet to find the correct part number.
- Call your distributor with the machine model and serial number

## Installation Tips:



DO NOT use an impact wrench when tightening the mounting bolt. Over tightening the mounting bolt will cause bearing damage. See our installation guide for the proper torque required.



INSPECT the mower electrical system. Sometimes the reason the clutch failed is the mowers electrical system. Most mowers should read between 13.4 vlt DC and 14.2 vlt DC with the engine at full throttle. Anything less or more and the new clutch will fail.

TIP: The easiest place to check system voltage is at the battery with the engine at full RPM's



**BURNISH:** Don't forget to burnish the new clutch. Burnishing is easy and makes the clutches gripping stronger and prevents armature warping. Burnishing is Xtremely important!






Always check the clutch wire to make sure there will be no rubbing. We supply tie wraps with every clutch to make sure wires are properly secured and protected.









Always replace the clutch bolt if possible. If not, make sure the bolt is clean and free of any oil. Carburetor cleaner works great for removing oily residue.









**NEW ENGINE?** Make sure the crankshaft length and HP are exactly the same. If not, give our free engineering support a call.




Xtreme No. <b>X0184</b>	OEM Part No.	Where Used:	Wire Harness
 	532142600	Free <b>High Torque Cool Coil</b> Upgrade	Integrated Wire
	917532142600	Poulan / Weed Eater :	
	532108218	PP16 Series Tractor	<b>Main Harness Repair Kit:</b> PN: XMC1003 
142600	PP125H Series Tractor		
108218	PP18 Series Tractor		
108218X	PP20 Series Tractor	3421H74 - 3421H74A	
917108218X	3421H74B - 418034	418034 - 418054 - 418064 - 418144	
<b>Models Must Confirm OEM Part Number</b>			
Specs: 1.00" Crankshaft, 5.375" Pulley, Counter Clockwise, A-B Belt, 105 ft.lbs torque			



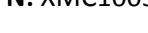
Xtreme No. <b>X0191</b>	OEM Part No.	Where Used:	Wire Harness
 	532174509	Free <b>High Torque Cool Coil</b> Upgrade	Integrated Wire
	140923	AYP / Poulan Pro :	
	532140923	Over 75 Models Use This Clutch	<b>Main Harness Repair Kit:</b> PN: XMC1003 
917140923	PP Series		
917532140923	PPR Series		
174509	AYP Series	QPGT Series	
532170056	RKG Series	TS Series	
917170056	Y and YGT Series	YPQGT Series	
917532170056	PRGT2046A - B	PRGT22H50A - B - C - D	
170056			
1.125" Crankshaft, 5.320" Offset Pulley, Counter Clockwise, A-B Belt, 105 ft.lbs torque			

Xtreme No. <b>X0168</b>	OEM Part No.	Where Used:	Wire Harness
 	532109550	Free <b>High Torque Cool Coil</b> Upgrade	Integrated Wire
	109550X	GT180BR - GT180BT - GT180CT	
	106316X	GT180DR - GT180ER - GT180ET	<b>Main Harness Repair Kit:</b> PN: XMC1003 
		GT180FR - GTK 180AR	
		GTX180AT - GTX180BR	
		4181E94	
		YPGTV160AR	
		XC1182HB	
<b>Models Must Confirm OEM Part Number</b>			
Specs: 1.00" Crankshaft, 6.05" Pulley, Counter Clockwise, A/B Belt, 105 ft.lbs torque			

<b>Xtreme No. X0152</b>  	<b>OEM Part No.</b>	<b>Where Used:</b>	<b>Wire Harness</b>
	133501 127170X	Free <b>High Torque Cool Coil</b> Upgrade AYP / Electrolux / Sears : 4200-14 - 4200-34 - 951940 AYP8208A29 - AYP8208A39 - AYP8208B39 CP2050A - CT2050A - WP2050A TS2050A - TS2051A - TS2051B Y2050A - Y2050B - Y2050C	Integrated Wire
	<b>Models Must Confirm OEM Part Number</b>		<b>Main Harness Repair Kit:</b> PN: XMC1003 
Specs: 1.00" Crankshaft, 5.375" Pulley, Counter Clockwise, A-B Belt, 105 ft.lbs torque			





<b>Xtreme No. X0167</b>  	<b>OEM Part No.</b>	<b>Where Used:</b>	<b>Wire Harness</b>
	532174367 174367	Free <b>High Torque Cool Coil</b> Upgrade AYP / Poulan Pro / Electrolux / Sears : PR22H and DPR22H Series PR25PH Series WAGT20H Series YTH Series Craftsman Model - DLT2000	Integrated Wire
	<b>Models Must Confirm OEM Part Number</b>		<b>Main Harness Repair Kit:</b> PN: XMC1003 
Specs: 1.00" Crankshaft, 5.375" Pulley, Counter Clockwise, A-B Belt, 105 ft.lbs torque			





<b>Xtreme No. X0184</b>  	<b>OEM Part No.</b>	<b>Where Used:</b>	<b>Wire Harness</b>
	532142600 917532142600 532108218 142600 108218 108218X 917108218X	Free <b>High Torque Cool Coil</b> Upgrade AYP / Electrolux : X1236A - 3381E94 - XC1122B T1444B - T1444C - Y1438B WP12542A - WP14H38A X1236A - X12D38B - X14V38B YE1442A - YE16H44C - YPGTK180CR YTH120AR - YTH160 Series YPYTH140CR - YT140 Series PP14H44 - PP14H44A PP1238 - PP1238A - PP1438B	Integrated Wire
	<b>Models Must Confirm OEM Part Number</b>		<b>Main Harness Repair Kit:</b> PN: XMC1003 
Specs: 1.00" Crankshaft, 5.375" Pulley, Counter Clockwise, A-B Belt, 105 ft.lbs torque			




<b>Xtreme No. X0185</b>  	<b>OEM Part No.</b>	<b>Where Used:</b>	<b>Wire Harness</b>
	917-3497 717-3497	Free <b>High Torque Cool Coil</b> Upgrade AYP / Poulan Pro / Electrolux / Sears : Too Many to List	Integrated Wire
	<b>Models Must Confirm OEM Part Number</b>		<b>Main Harness Repair Kit:</b> PN: XMC1003 
Specs: 1.000" Crankshaft, 5.35" Pulley, Counter Clockwise, A/B" Belt, 105 ft.lbs torque			

# Bad Boy Mowers



<b>Xtreme No. X0244</b>  	<b>OEM Part No.</b>	<b>Where Used:</b>	<b>Wire Harness</b>
	070-1000-00	UpGraded to 4 Layer <b>"Xtreme TOUGH"</b> Integrated Connector UpGraded to Our <b>"Integrated DIODE"</b>  Wire Harness ZT Series Outlaw 5400, 6100, 7200 Outlaw Extreme Series Outlaw XP Series CZT Commercial Series Lightning 5200, 6000, 7200 Pup 4800, 5000, 5200, 6000, 7200	<b>Free Upgrade:</b> Integrated Pigtail with Built-In Diode  <b>Main Harness Repair Kit:</b> <b>PN: XMC1003</b> 
	<b>All Models Must Confirm OEM Part Number</b>		
Specs: 1.125" Crankshaft, 6.350" Pulley, Counter Clockwise, 5/8" Belt, 200 ft.lbs torque			

<b>Xtreme Part No. X0457</b>  	<b>OEM Part No.</b>	<b>Where Used:</b>	<b>Wire Harness</b>
	070-5035-00	UpGraded to 4 Layer <b>"Xtreme TOUGH"</b> Integrated Connector UpGraded to Our <b>"Integrated DIODE"</b>  Wire Harness Free Heavy Duty <b>"FatBoy Series"</b> Upgrade  AOS Series - All	<b>Free Upgrade:</b> Integrated Pigtail with Built-In Diode  <b>Main Harness Repair Kit:</b> <b>PN: XMC1003</b> 
	<b>All Models Must Confirm OEM Part Number</b>		
Specs: 1.125" Crankshaft, 6.350" Pulley, Clockwise, 5/8" Belt, 200 ft.lbs torque			


<b>Xtreme Part No. X0133</b> 	<b>OEM Part No.</b>	<b>Where Used:</b>	<b>Wire Harness</b>
	070-2050-00	UpGraded to 4 Layer <b>"Xtreme TOUGH"</b> Integrated Connector UpGraded to Our <b>"Integrated DIODE"</b>  Wire Harness  Too Many to List	<b>Free Upgrade:</b> Integrated Pigtail with Built-In Diode  <b>Main Harness Repair Kit:</b> <b>PN: XMC1003</b> 
	<b>All Models Must Confirm OEM Part Number</b>		
Specs: 1.000" Crankshaft, 6.250" Pulley, Counter Clockwise, 5/8" Belt, 125 ft.lbs torque			



Make sure to check the anti-rotation for this installation. We recommend replacing the anti-rotation bolt. Use a minimum of a Grade 5 Bolt. Grade 5 & 8 bolts have the following markings:



Bad Boy machines use a diode in the wire harness:  
 OEM Pigtail Wire Part Number: 070-2000-00  
 Xtreme clutches have the Diode built into our waterproof wire harnesses made for these clutches.





## Need Help Finding the Right Clutch?



- Find the clutch part number located on the clutch. Then, use our Easy Xross Reference in Section 1
- Locate the machine model & serial number, and use the internet to find the correct part number.
- Call your distributor with the machine model and serial number

## Installation Tips:



DO NOT use an impact wrench when tightening the mounting bolt. Over tightening the mounting bolt will cause bearing damage. See our installation guide for the proper torque required.



INSPECT the mower electrical system. Sometimes the reason the clutch failed is the mowers electrical system. Most mowers should read between 13.4 vlt DC and 14.2 vlt DC with the engine at full throttle. Anything less or more and the new clutch will fail.

TIP: The easiest place to check system voltage is at the battery with the engine at full RPM's



**BURNISH:** Don't forget to burnish the new clutch. Burnishing is easy and makes the clutchs gripping stronger and prevents armature warping. Burnishing is Xtremely important!



Always check the clutch wire to make sure there will be no rubbing. We supply tie wraps with every clutch to make sure wires are properly secured and protected.






Always replace the clutch bolt if possible. If not, make sure the bolt is clean and free of any oil. Carburetor cleaner works great for removing oily residue.









**NEW ENGINE?** Make sure the crankshaft length and HP are exactly the same. If not, give our free engineering support a call.




# Big Dog Mowers


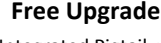



Xtreme No.	OEM Part No.	Where Used:	Wire Harness
<b>X0222</b> 	601311K	UpGraded to 4 Layer <b>"Xtreme TOUGH"</b> Integrated Connector	<b>Free Upgrade:</b> Integrated Pigtail with Built In Diode  <b>Main Harness Repair Kit:</b> PN: XMC1003 
	601311	UpGraded to Xtreme's <b>"Integrated Diode"</b>   X-Series - All Models	
Specs: 1- 1/8" Crankshaft, 6 -3/8" Pulley, Clockwise, 5/8" Belt, 200 ft.lbs torque			

Xtreme No.	OEM Part No.	Where Used:	Wire Harness
<b>X0272</b> 	601785K	UpGraded to 4 Layer <b>"Xtreme TOUGH"</b> Integrated Connector	<b>Free Upgrade:</b> Integrated Pigtail with Built In Diode  <b>Main Harness Repair Kit:</b> PN: XMC1003 
	601785 601326	UpGraded to Xtreme's <b>"Integrated Diode"</b>   R-Series Diablo	
Specs: 1- 1/8" Crankshaft, 6 -3/8" Offset Pulley, Counter Clockwise, 5/8" Belt, 200 ft.lbs			



Xtreme No.	OEM Part No.	Where Used:	Wire Harness
<b>X0109</b> 	601801K	UpGraded to 3 Layer <b>"Xtreme TOUGH"</b> Integrated Connector	<b>Free Upgrade:</b> Integrated Pigtail w/ Built-In Diode  <b>Main Harness Repair Kit:</b> PN: XMC1003 
	601801	UpGraded to Xtreme's <b>"Integrated Diode"</b>   C-Series Briggs & Stratton 17hp & 21hp	
Specs: 1.00" Crankshaft, 5 -3/8" Offset Pulley, Counter Clockwise, A/B Belt, 80 ft.lbs torque			



Xtreme No.	OEM Part No.	Where Used:	Wire Harness
<b>X0107</b> 	601325K	UpGraded to 4 Layer <b>"Xtreme TOUGH"</b> Integrated Connector	<b>Free Upgrade:</b> Integrated Pigtail w/ Built-In Diode  <b>Main Harness Repair Kit:</b> PN: XMC1003 
	601325	UpGraded to Xtreme's <b>"Integrated Diode"</b>   T-Series Models	
<b>All Models Must Confirm OEM Part Number</b>			
Specs: 1.00" Crankshaft, 6-3/8" Offset Pulley, Counter Clockwise, 5/8" Belt, 125 ft.lbs torque			



Xtreme No.	OEM Part No.	Where Used:	Wire Harness
<b>X0108</b> 	601784K	UpGraded to 4 Layer <b>"Xtreme TOUGH"</b> Integrated Connector	<b>Free Upgrade:</b> Integrated Pigtail w/ Built-In Diode  <b>Main Harness Repair Kit:</b> PN: XMC1003 
	601784	UpGraded to Xtreme's <b>"Integrated Diode"</b>   R-Series - All Models (Except Diablo) A-Series - All Models C-Series Briggs & Stratton 26hp T-Series Kawasaki FS691V Only	
Specs: 1.00" Crankshaft, 6-3/8" Offset Pulley, Counter Clockwise, 5/8" Belt, 125 ft.lbs torque			



# Big Dog Mowers





<b>Xtreme No.</b> <b>X0111</b> 	<b>OEM Part No.</b>	<b>Where Used:</b>	<b>Wire Harness</b>
	784835 784835K	The Super Smooth " <b>Xtreme Precision</b> " Machined Pulley UpGraded to Xtreme's " <b>Integrated Diode</b> " 	<b>Free Upgrade:</b> Integrated Pigtail w/ Built-In Diode
	Too Many To List		<b>Main Harness Repair Kit:</b> PN: XMC1003
Specs: 1" Crankshaft, 6.3" Pulley, Counter Clockwise, 5/8" Belt, 125 ft.lbs torque			

<b>Xtreme No.</b> <b>X0243</b> 	<b>OEM Part No.</b>	<b>Where Used:</b>	<b>Wire Harness</b>
	781039 781039K	The Super Smooth " <b>Xtreme Precision</b> " Machined Pulley UpGraded to Xtreme's " <b>Integrated Diode</b> " 	<b>Free Upgrade:</b> Integrated Pigtail w/ Built-In Diode
	Free Heavy Duty " <b>FatBoy Series</b> " Upgrade Too Many To List		<b>Main Harness Repair Kit:</b> PN: XMC1003
Specs: 1.125" Crankshaft, 6.35" Pulley, Clockwise, 5/8" Belt, 200 ft.lbs torque			



<b>Xtreme No.</b> <b>X0246</b> 	<b>OEM Part No.</b>	<b>Where Used:</b>	<b>Wire Harness</b>
	787366 787366K	The Super Smooth " <b>Xtreme Precision</b> " Machined Pulley UpGraded to Xtreme's " <b>Integrated Diode</b> " 	<b>Free Upgrade:</b> Integrated Pigtail w/ Built-In Diode
	Free Heavy Duty " <b>FatBoy Series</b> " Upgrade Too Many To List		<b>Main Harness Repair Kit:</b> PN: XMC1003
Specs: 1.125" Crankshaft, 6.3" Pulley, Clockwise, 5/8" Belt, 200 ft.lbs torque			

<b>Xtreme No.</b> <b>X0250</b> 	<b>OEM Part No.</b>	<b>Where Used:</b>	<b>Wire Harness</b>
	601326 601326K	The Super Smooth " <b>Xtreme Precision</b> " Machined Pulley UpGraded to Xtreme's " <b>Integrated Diode</b> " 	<b>Free Upgrade:</b> Integrated Pigtail w/ Built-In Diode
	Too Many To List		<b>Main Harness Repair Kit:</b> PN: XMC1003
Specs: 1.125" Crankshaft, 6.25" Offset Pulley, Counter Clockwise, A/B Belt, 200 ft.lbs torque			



<b>Xtreme No.</b> <b>X0392</b> 	<b>OEM Part No.</b>	<b>Where Used:</b>	<b>Wire Harness</b>
	601278 601278K	The Super Smooth " <b>Xtreme Precision</b> " Machined Pulley UpGraded to Xtreme's " <b>Integrated Diode</b> " 	<b>Free Upgrade:</b> Integrated Pigtail w/ Built-In Diode
	Free Heavy Duty " <b>FatBoy Series</b> " Upgrade Too Many To List		<b>Main Harness Repair Kit:</b> PN: XMC1003
Specs: 1.125" Crankshaft, 7.25" Pulley, Clockwise, 5/8" Belt, 225 ft.lbs torque			



# Bobcat - Bunton Ransomes



Xtreme No. X0049	OEM Part No.	Where Used:	Wire Harness
	2721337	Free Heavy Duty <b>"FatBoy Series"</b> Upgrade ProCat Series Predator Pro Series ZT 100 Series ZT218      ZT219 ZT200D    ZT220ES ZT223      ZT225 ZT227      ZT228 ZT226      ZT226ES ZT226EFI 942219F 26hp Briggs 942218E 26hp Briggs	<b>Free Upgrade:</b> Impact Resistant Integrated Pigtail
	<b>All Models Must Confirm OEM Part Number</b>		<b>Main Harness Repair Kit:</b> PN: XMC1003 
<b>Specs: 1.125" Crankshaft, 6 3/8" Pulley, Clockwise, 5/8" Belt, 200 ft.lbs torque</b>			





Xtreme No. X0376	OEM Part No.	Where Used:	Wire Harness
	4144116	UpGraded to 3 Layer <b>"Xtreme TOUGH"</b> Integrated Connector Fast Cat Series ZT200 Series Bunton	<b>Free Upgrade:</b> Impact Resistant Integrated Pigtail
	<b>All Models Must Confirm OEM Part Number</b>		<b>Main Harness Repair Kit:</b> PN: XMC1003 
<b>Specs: 1.125" Crankshaft, 6-5/8" Pulley, Counter Clockwise, 5/8" Belt, 125 ft.lbs torque</b>			



Xtreme No. X0168	OEM Part No.	Where Used:	Wire Harness
	188019	Free <b>High Torque Cool Coil</b> Upgrade Lynx - XGDXS120 - XGDXS121 Lynx - XDTBS420 and XDTBS421 Lynx - XDTBS422 Lynx - XT2000 Lynx - XTB43012 Lynx - XTB43022	Integrated Wire
	188018		<b>Main Harness Repair Kit:</b> PN: XMC1003 
<b>Specs: 1.00" Crankshaft, 6.05" Pulley, Counter Clockwise, A/B Belt, 105 ft.lbs torque</b>			







# Bobcat - Bunton Ransomes



<b>Xtreme No.</b> <b>X0345</b> 	<b>OEM Part No.</b>	<b>Where Used:</b>	<b>Wire Harness</b>
	2721110	UpGraded to 3 Layer <b>"Xtreme TOUGH"</b> Integrated Connector Walk Behind Gear Drive 15hp & 17hp Walk Behind Hydro Drive 15hp & 17hp Walk Behind Hydro Drive - ES Series Walk Behind Hydro Drive - EC Series Walk Behind Hydro Drive MID Series Walk Behind - Classic Pro Series	<b>Free Upgrade:</b> Impact Resistant Integrated Pigtail Wire  <b>Main Harness          Repair Kit:</b> <b>PN: XMC1003</b> 
	<b>All Models Must Confirm OEM Part Number</b>		
Specs: 1.00" Crankshaft, 7.200" Pulley, Counter Clockwise, 5/8" Belt, 125 ft.lbs torque			



<b>Xtreme No.</b> <b>X0063</b> 	<b>OEM Part No.</b>	<b>Where Used:</b>	<b>Wire Harness</b>
	2722016	UpGraded to 3 Layer <b>"Xtreme TOUGH"</b> Integrated Connector Bobcat Leo Series Bobcat Leo Plus Series Estate Series 218, 219, 220 Estate Series 225, 226, 227 942218E and 942218F 19hp Kawasaki 942219E and 942219F 26hp Briggs	<b>Free Upgrade:</b> Impact Resistant Integrated Pigtail Wire  <b>Main Harness          Repair Kit:</b> <b>PN: XMC1003</b> 
	<b>All Models Must Confirm OEM Part Number</b>		
Specs: 1.125" Crankshaft, 6-5/8" Pulley, Clockwise, 5/8" Belt, 125 ft.lbs torque			




<b>Xtreme No.</b> <b>X0063</b> 	<b>OEM Part No.</b>	<b>Where Used:</b>	<b>Wire Harness</b>
	2722016	UpGraded to 3 Layer <b>"Xtreme TOUGH"</b> Integrated Connector Bunton Z Turn 52" Bunton Z Turn 61" ZT Series Mowers  Please include Model Number and Serial Number with Order	<b>Free Upgrade:</b> Impact Resistant Integrated Pigtail Wire  <b>Main Harness          Repair Kit:</b> <b>PN: XMC1003</b> 
	<b>All Models Must Confirm OEM Part Number</b>		
Specs: 1.125" Crankshaft, 6-5/8" Pulley, Clockwise, 5/8" Belt, 125 ft.lbs torque			



<b>Xtreme No.</b> <b>X0015</b> 	<b>OEM Part No.</b>	<b>Where Used:</b>	<b>Wire Harness</b>
	2188151	The Super Smooth <b>"Xtreme Precision"</b> Machined Pulley Free Heavy Duty <b>"FatBoy Series"</b> Upgrade ZT 200 Series ZT 331 Series	Integrated Wire  <b>Main Harness          Repair Kit:</b> <b>PN: XMC1003</b> 
	<b>All Models Must Confirm OEM Part Number</b>		
Specs: 1.125" Crankshaft, 6-5/16" Pulley, Clockwise, 5/8" Belt, 175 ft.lbs torque			



# Bush Hog / Rhino



<b>Xtreme No.</b> <b>X0350</b> 	<b>OEM Part No.</b>	<b>Where Used:</b>	<b>Wire Harness</b>
	50055658	The Super Smooth " <i>Xtreme Precision</i> " Machined Pulley  Home Series Models: HS1736B and HS1742B HS1836B and HS1842B HS2036K and HS2042K	Integrated Wire  <b>Main Harness Repair Kit:</b> PN: XMC1003 
Specs: 1.00" Crankshaft, 5.300" Pulley, Counter Clockwise, A/B Belt, 105 ft.lbs torque			



<b>Xtreme No.</b> <b>X0305</b>   	<b>OEM Part No.</b>	<b>Where Used:</b>	<b>Wire Harness</b>
	50028140	Free Heavy Duty " <i>FatBoy Series</i> " Upgrade Land Maintenance Mid-Mount ZTR Commercial Series CZ2149 Commercial Series CZ2349 Commercial Series CZ2355 Commercial Series CZ2555 Commercial Series CZ2561 Estate Commercial EC Series M2254, M2260, M2354, M2360, M2544 M2560, M2672, M2554K, M2260K M2255, M2261, M2355, M2361 M2555, M2561, M2673, M2555K, M2561K M2661K, M2355A, M2355K, M2661, M2761	Integrated Wire  <b>Main Harness Repair Kit:</b> PN: XMC1003 
Specs: 1.125" Crankshaft, 6.00" Pulley, Counter Clockwise, 5/8" Belt, 200 ft.lbs torque			



<b>Xtreme No.</b> <b>X0323</b> 	<b>OEM Part No.</b>	<b>Where Used:</b>	<b>Wire Harness</b>
	98697	The Super Smooth " <i>Xtreme Precision</i> " Machined Pulley  TC 180 Turf Champ ZTR TC 200 Turf Champ ZTR	Integrated Wire  <b>Main Harness Repair Kit:</b> PN: XMC1003 
Specs: 1.000" Crankshaft, 5.375" Pulley, Counter Clockwise, A/B Belt, 175 ft.lbs torque			




<b>Xtreme No.</b> <b>X0215</b>   	<b>OEM Part No.</b>	<b>Where Used:</b>	<b>Wire Harness</b>
	50049812	Free Heavy Duty " <i>FatBoy Series</i> " Upgrade  PZ Series Mowers	Integrated Wire  <b>Main Harness Repair Kit:</b> PN: XMC1003
Specs: 1.125" Crankshaft, 6.0" Pulley, Counter Clockwise, A/B Belt, 200 ft.lbs torque			




# Bush Hog / Rhino



<b>Xtreme No.</b> <b>X0232</b> 	<b>OEM Part No.</b>	<b>Where Used:</b>	<b>Wire Harness</b>
	98457	The Super Smooth " <i>Xtreme Precision</i> " Machined Pulley  TC 220 Turf Champ ZTR	Integrated Wire  <b>Main Harness Repair Kit:</b> PN: XMC1003 
	Specs: 1.125" Crankshaft, 5.375" Pulley, Counter Clockwise, A/B Belt, 200 ft.lbs torque		



<b>Xtreme No.</b> <b>X0358</b> 	<b>OEM Part No.</b>	<b>Where Used:</b>	<b>Wire Harness</b>
	50040824	UpGraded to 3 Layer " <i>Xtreme TOUGH</i> " Integrated Connector  ES1744 and ES1844 ZTR Estate ES1852 ZTR Estate ES2044-B1, ZTR Estate ES2052-B1, ZTR Estate ES2052-H (1 & 2) ZTR Estate ES2052-K (1 & 2) ZTR Estate ES2352-K2, ZTR Estate	<b>Free Upgrade:</b> Integrated Water Tight Impact resistant Wire Harness  <b>Main Harness Repair Kit:</b> PN: XMC1003 
	<b>All Models Must Confirm OEM Part Number</b> Specs: 1.0" Crankshaft, 6.375" Pulley, Counter Clockwise, A/B Belt, 105 ft.lbs torque		



<b>Xtreme No.</b> <b>X0298</b>  	<b>OEM Part No.</b>	<b>Where Used:</b>	<b>Wire Harness</b>
	99078	Free <i>High Torque Cool Coil</i> Upgrade  ZT18 ZT180 ZT22 - ZT22W ZT220 - ZT220W ZT230 ZT25 ZT250	Integrated Wire  <b>Main Harness Repair Kit:</b> PN: XMC1003 
	Specs: 1.125" Crankshaft, 4.375" Double Pulley, Counter Clockwise, A/B Belt, 175 ft.lbs torque		

<b>Xtreme No.</b> <b>X0195</b>  	<b>OEM Part No.</b>	<b>Where Used:</b>	<b>Wire Harness</b>
	94011	Free <i>High Torque Cool Coil</i> Upgrade  Too Many To List	Integrated Wire  <b>Main Harness Repair Kit:</b> PN: XMC1003 
	Specs: 1.125" Crankshaft, 5.5" Pulley, Counter Clockwise, A/B Belt, 105 ft.lbs torque		

# Country Clippers





Xtreme No.	OEM Part No.	Where Used:	Wire Harness
<b>X0347</b> 	E-6317	The Super Smooth <b>"Xtreme Precision"</b> Machined Pulley	Integrated Wire
		Jazee 2004-2005 Jazee II 2004-2005 Jazee SR100 Jazee SR105 Jazee ST110 Jazee SR200 2006 Jazee SR205 2007 - 08 Jazee SR210 2009 Briggs 20 & 26hp Jazee SR215 2010 26hp Briggs Jazee SR220 2011 20hp Kohler Jazee SR300 2006 Jazee SR350 2006 Jazee SR355 2007 - 08 Jazee SR360 2009 Briggs 20 & 26hp Jazee SR365 2010 26hp Briggs Jazee SR370 2011 20hp Kohler Trek All models Wrangler 2011 Zeton Brat	
<b>All Models Must Confirm OEM Part Number</b>			<b>Main Harness Repair Kit:</b> <b>PN: XMC1003</b> 
Specs: 1.000" Crankshaft, 5-1/4" Pulley, Counter Clockwise, A/B Belt, 125 ft.lbs torque			



Xtreme No.	OEM Part No.	Where Used:	Wire Harness
<b>X0207</b> 	E-6338	The Super Smooth <b>"Xtreme Precision"</b> Machined Pulley	Integrated Wire
		The Boss SR1200 Zeton Boss	
<b>All Models Must Confirm OEM Part Number</b>			<b>Main Harness Repair Kit:</b> <b>PN: XMC1003</b> 
Specs: 1.125" Crankshaft, 5-1/4" Pulley, Counter Clockwise, 5/8" Belt, 200 ft.lbs torque			





# Country Clippers





<b>Xtreme No.</b> <b>X0041</b> 	OEM Part No.	Where Used:	Wire Harness
	E-6247	The Super Smooth " <b>Xtreme Precision</b> " Machined Pulley Charger All Models SR1010 Charger All Models SR1015 Charger All Models SR1020 Jazee SR205 2007 - 08 Jazee SR355 2007 - 08 Jazee SR210 2009 Kaw 21hp - Kohler 27hp Jazee SR360 2009 Kaw 21hp - Kohler 27hp Jazee SR215 2010 22hp Kaw - 27hp Kohler Jazee SR365 2010 22hp Kaw - 27hp Kohler Jazee SR220 2011 24hp Kohler Jazee SR370 2011 24hp Kohler Mid Mount Mower 04 Series The Boss SR1200 2006 Zeton	Integrated Wire  Main Harness Repair Kit: PN: XMC1003 
<b>All Models Must Confirm the OEM Part Number</b>			
Specs: 1.125" Crankshaft, 5-1/4" Pulley, Counter Clockwise, 5/8" Belt, 175 ft.lbs torque			




<b>Xtreme No.</b> <b>X0420</b> 	OEM Part No.	Where Used:	Wire Harness
	E-6532	UpGraded to 3 Layer " <b>Xtreme TOUGH</b> " Integrated Connector  Too Many to List	Free Upgrade: Integrated Water Tight Wire Harness  Main Harness Repair Kit: PN: XMC1003 
Specs: 1- 1/8" Crankshaft, 6 -3/8" Offset Pulley, Counter Clockwise, 5/8" Belt, 200 ft.lbs torque			




<b>Xtreme No.</b> <b>X0242</b> 	OEM Part No.	Where Used:	Wire Harness
	E-6444	UpGraded to 3 Layer " <b>Xtreme TOUGH</b> " Integrated Connector The Boss SR1205 25 to 31hp The Boss SR1210 25 to 31hp The Boss SR1215 26 Kawasaki & 27 Kohler The Boss SR1215L 26 Kawasaki & 27 Kohler	Free Upgrade: Integrated Water Tight Impact resistant Wire Harness  Main Harness Repair Kit: PN: XMC1003 
<b>All Models Must Confirm the OEM Part Number</b>			
Specs: 1- 1/8" Crankshaft, 7 -3/8" Offset Pulley, Counter Clockwise, 5/8" Belt, 200 ft.lbs torque			




# Cub Cadet



<b>Xtreme No.</b> <b>X0400</b> 	<b>OEM Part No.</b> 917-04967 717-04967	<b>Where Used:</b> The Super Smooth " <b>Xtreme Precision</b> " Machined Pulley Tank LZ 48 & LZ 54 Tank LZ 60 Tank SZ 48 Tank SZ 60 Year: 2012 and up	<b>Wire Harness</b> Integrated Wire <b>Main Harness Repair Kit:</b> PN: XMC1003 
	Specs: 1.125" Crankshaft, 7.2" Pulley, Counter Clockwise, A/B Belt, 200 ft.lbs torque		


<b>Xtreme No.</b> <b>X0217</b>  	<b>OEM Part No.</b> 01002108P 01002108	<b>Where Used:</b> Free Heavy Duty " <b>FatBoy Series</b> " Upgrade Tank Series	<b>Wire Harness</b> Integrated Wire <b>Main Harness Repair Kit:</b> PN: XMC1003 
	<b>All Models Must Confirm OEM Part Number</b> Specs: 1.00" Crankshaft, 6.000" Pulley, Clockwise, 5/8 Belt, 175 ft.lbs torque		



<b>Xtreme No.</b> <b>X0188</b>  	<b>OEM Part No.</b> 917-3389 717-3389 717-3389P 917-3384 717-3384 01000725	<b>Where Used:</b> Free <b>High Torque Cool Coil</b> Upgrade Tank M48-KHS (18 Koh), M48-KWS (17 Kaw) 1440 & 1641 Tractor SN 821,060 - 899,000 2160 Tractor SN 239,001 - 389,000 2165 Tractor SN 239,001 - Up Z42 - Z48 - Z48L - Z54 - Z54L 4814R SN 495,637 and Up 4815F Pro Performer 4816F SN 457,900 and Up 5418F SN 452,900 and Up	<b>Wire Harness</b> Integrated Wire <b>Main Harness Repair Kit:</b> PN: XMC1003 
	Specs: 1.000" Crankshaft, 6.03" Pulley, Counter Clockwise, 5/8" Belt, 105 ft.lbs torque		


<b>Xtreme No.</b> <b>X0423</b>  	<b>OEM Part No.</b> 917-04127 717-04127 01008544 01008544P GT1-JD08	<b>Where Used:</b> Free <b>High Torque Cool Coil</b> Upgrade RZT17 - RZT22 - RZT42 - RZT50 Tank Model M48-HN (20hp Honda) Z-FORCE Models This clutch replaces the original Ogura JD08	<b>Wire Harness</b> Integrated Wire <b>Main Harness Repair Kit:</b> PN: XMC1003 
	<b>All Models Must Confirm OEM Part Number</b> Specs: 1" Crankshaft, 5.315" Offset Pulley, Counter Clockwise, 105 ft.lbs torque		


# Cub Cadet



Xtreme No. <b>X0341</b>	OEM Part No.	Where Used:	Wire Harness
		917-05122A 717-05122A 917-05122 717-05122	The Super Smooth " <b>Xtreme Precision</b> " Machined Pulley  RZT-L46 and RZT-S46  RZT-L50KH and RZT-S50KH  RZT-L50KW and RZT-S50KW  RZT-L54KH and RZT-S54KH  RZT-L54KW and RZT-S54KW
<b>All Models Must Confirm OEM Part Number</b>			
Specs: 1" Crankshaft, 6" Pulley, Counter Clockwise, A/B Belt, 125 ft.lbs torque			



Xtreme No. <b>X0391</b>	OEM Part No.	Where Used:	Wire Harness
	 	917-04622 717-04622 917-04183 717-04183 GT1A-MT09 5219-99	Free <b>High Torque Cool Coil</b> Upgrade  RZT Series  Ogura or Warner Clutch Replacement Comes with Anti Rotation Bracket Assy Super High Torque Upgrade!
<b>All Models Must Confirm OEM Part Number</b>			
Specs: 1.00" Crankshaft, 5.923" Pulley, Counter Clockwise, A/B Belt, 125 ft.lbs torque			



Xtreme No. <b>X0399</b>	OEM Part No.	Where Used:	Wire Harness
		917-04376A 917-04376 717-04376A 717-04376	UpGraded to 3 Layer " <b>Xtreme TOUGH</b> " Integrated Connector  RZT-42  RZT-S42 : 2012 Models
<b>All Models Must Confirm OEM Part Number</b>			
Specs: 1.00" Crankshaft, 5.923" Offset Pulley, Counter Clockwise, A/B Belt, 80 ft.lbs torque			



Xtreme No. <b>X0390</b>	OEM Part No.	Where Used:	Wire Harness
		917-04552 717-04552 917-04552A 717-04552A	The Super Smooth " <b>Xtreme Precision</b> " Machined Pulley  RZT 50 - RZT 54  FMZ 50  LTX 1042 LTX1045 LTX 1046 LTX1050  Z Force S Series
<b>All Models Must Confirm OEM Part Number</b>			
Specs: 1.00" Crankshaft, 6.00" Pulley, Counter Clockwise, A or B Belt, 125 ft.lbs torque			



# Cub Cadet



<b>Xtreme No. X0401</b>  	<b>OEM Part No.</b>	<b>Where Used:</b>	<b>Wire Harness</b>
	917-05121 717-05121	UpGraded to 3 Layer " <b>Xtreme TOUGH</b> " Integrated Connector  RZT-L42 : 2013 and 2014 Models RZT-S42 : 2013 and 2014 Models	<b>Free Upgrade:</b> Integrated Water Tight Wire Harness
	<b>All Models Must Confirm OEM Part Number</b>		<b>Main Harness Repair Kit:</b> PN: XMC1003 
	Specs: 1" Crankshaft, 6" Offset Pulley, Counter Clockwise, A/B Belt, 80 ft.lbs torque		


<b>Xtreme No. X0065</b>  	<b>OEM Part No.</b>	<b>Where Used:</b>	<b>Wire Harness</b>
	917-1774C 917-1774B 917-1774 717-1774C 717-1774B 717-1774 917-05001	The Super Smooth " <b>Xtreme Precision</b> " Machined Pulley  LT 1024      RTZ 54 GT 1054      GT 1554 GTX 1054      GTX 1554 SLT 1550      SLT 1554 SLTX 1550      SLTX 1554 LGT 1050      LGT 1054 LGTX 1050      LGTX 1054	Integrated Wire
	<b>All Models Must Confirm OEM Part Number</b>		<b>Main Harness Repair Kit:</b> PN: XMC1003 
	Specs: 1.00" Crankshaft, 6.00" Pulley, Counter Clockwise, A or B Belt, 125 ft.lbs torque		


<b>Xtreme No. X0365</b>  	<b>OEM Part No.</b>	<b>Where Used:</b>	<b>Wire Harness</b>
	917-04180 717-04180	UpGraded to 3 Layer " <b>Xtreme TOUGH</b> " Integrated Connector  GT2500 Series LT 2042 GT 2544  GT 2550 (serial no. K016 and before) GT 2554  <i>Note: Check crankshaft diameter. Older GT Series used a 1.0" crankshaft (See 917-04214 below)</i>	<b>Free Upgrade:</b> Integrated Water Tight Wire Harness
	<b>All Models Must Confirm OEM Part Number</b>		<b>Main Harness Repair Kit:</b> PN: XMC1003 
	Specs: 1.125" Crankshaft, 6.00" Pulley, Counter Clockwise, 5/8" Belt, 125 ft.lbs torque		



<b>Xtreme No. X0370</b>  	<b>OEM Part No.</b>	<b>Where Used:</b>	<b>Wire Harness</b>
	917-04214 717-04214	UpGraded to 3 Layer " <b>Xtreme TOUGH</b> " Integrated Connector  GT2500 Series GT2550 (serial no. K016 and after) GT2544 - GT2554 LT2042  <i>Note: Check crankshaft diameter. Newer GT Series used a 1.125" crankshaft (See 917-04180 above)</i>	<b>Free Upgrade:</b> Integrated Water Tight Wire Harness
	<b>All Models Must Confirm OEM Part Number</b>		<b>Main Harness Repair Kit:</b> PN: XMC1003 
	Specs: 1.00" Crankshaft, 6.00" Pulley, Counter Clockwise, 5/8" Belt, 125 ft.lbs torque		



# Cub Cadet



Xtreme No. <b>X0375</b>	OEM Part No.	Where Used:	Wire Harness
		917-04326 917-04326A 717-04326 717-04326A	The Super Smooth " <i>Xtreme Precision</i> " Machined Pulley  GT2000 Series GT2050 - GT2100 GT2148 -GT2554 GTX2000 - GTX2100 GTZ2154 - GTZ2154LE
<b>All Models Must Confirm OEM Part Number</b>			
Specs: 1.125" Crankshaft, 6" Pulley, Counter Clockwise, 5/8" Belt, 125 ft.lbs torque			



Xtreme No. <b>X0037</b>	OEM Part No.	Where Used:	Wire Harness
		917-3446 717-3446P 717-3446	The Super Smooth " <i>Xtreme Precision</i> " Machined Pulley  GT 2521 Tractor LT 2180 Tractor 2160 Tractor 2164 Tractor 2165 Tractor
<b>All Models Must Confirm OEM Part Number</b>			
Specs: 1.00" Crankshaft, 6.000" Pulley, Counter Clockwise, 5/8 Belt, 175 ft.lbs torque			



Xtreme No. <b>X0170</b>	OEM Part No.	Where Used:	Wire Harness
	 	917-04080 717-04080	Free <i>High Torque Cool Coil</i> Upgrade GT1222 LT1022 & LT1024 LT1042 and LT1045 (2007 & Before) LT1050 (2007 & Before)
<b>All Models Must Confirm OEM Part Number</b>			
Specs: 1.000" Crankshaft, 6.03" Pulley, Counter Clockwise, 5/8" Belt, 105 ft.lbs torque			



Xtreme No. <b>X0016</b>	OEM Part No.	Where Used:	Wire Harness
	 	917-3403 717-3403 717-3403P	Free Heavy Duty " <i>FatBoy Series</i> " Upgrade GT2186                      GT2523 1863                      1864                      2086 2176                      2185                      2186 2206                      2284                      2518
<b>All Models Must Confirm OEM Part Number</b>			
Specs: 1.125" Crankshaft, 6.000" Pulley, Counter Clockwise, 5/8" Belt, 150 ft.lbs torque			




# Cub Cadet



<b>Xtreme No.</b> <b>X0014</b> 	OEM Part No.	Where Used:	Wire Harness
	917-3385B 917-3385A 917-3385 717-3385 717-3385A 717-3385AP 717-3385B	2000 Series 2130 , 2135 and 2138 Series 2143 , 2145 and 2146 Series 2150 and 2155 Series GT2542 and LT2138 LT2138	Integrated Wire  Main Harness Repair Kit: PN: XMC1003 
<b>All Models Must Confirm OEM Part No.</b>			
Specs: 1.00" Crankshaft, 5.312" Pulley, Counter Clockwise, A/B Belt, 80 ft.lbs torque			



<b>Xtreme No.</b> <b>X0013</b> 	OEM Part No.	Where Used:	Wire Harness
	917-04163A 917-04163 717-04163A 717-04163	LT 1042      LT 1045 LT 1046      LT 1050 L 1046 L 1050 SLT 1550 and SLT 1554	Integrated Wire  Main Harness Repair Kit: PN: XMC1003 
<b>All Models Must Confirm OEM Part Number</b>			
Specs: 1.00" Crankshaft, 5.923" Pulley, Counter Clockwise, A/B Belt, 80 ft.lbs torque			



<b>Xtreme No.</b> <b>X0008</b> 	OEM Part No.	Where Used:	Wire Harness
	917-04174A 917-04174 717-04174A 717-04174	The Super Smooth " <i>Xtreme Precision</i> " Machined Pulley LT 1042      LT1045 LT 1046      LT1050 L 1046      L1050 SLT 1550    SLT1050    SLT 1554 SLTX1050    SLTX1054 LTX 1042 - LTX 1045 - LTX 1046 - LTX 1050 LTG 1050      LTG 1054 i1042      i1046      i1050	Integrated Wire  Main Harness Repair Kit: PN: XMC1003 
Specs: 1.0" Crankshaft, 6.00" Pulley, Counter Clockwise, 5/8" Belt, 125 ft.lbs torque			



<b>Xtreme No.</b> <b>X0164</b>  	OEM Part No.	Where Used:	Wire Harness
	917-1708 717-1708	Free <i>High Torque Cool Coil</i> Upgrade LT-1018 1170 -1180 1515 - 1517 1527 1600 1800	Integrated Wire  Main Harness Repair Kit: PN: XMC1003 
Specs: 1" Crankshaft, 5.49" Pulley, Counter Clockwise, 5/8" Belt, 105 ft.lbs torque			



# Cub Cadet



<b>Xtreme No.</b> <b>X0387</b> 	OEM Part No.	Where Used:	Wire Harness
	917-04526A 917-04526 717-04526	The Super Smooth " <i>Xtreme Precision</i> " Machined Pulley  i1042 : 2010 and before ZTT-42 : 2010 and before	Integrated Wire  <b>Main Harness Repair Kit:</b> <b>PN: XMC1003</b> 
<b>All Models Must Confirm OEM Part Number</b>			
Specs: 1.00" Crankshaft, 5.923" Pulley, Counter Clockwise, A/B Belt, 80 ft.lbs torque			



<b>Xtreme No.</b> <b>X0396</b> 	OEM Part No.	Where Used:	Wire Harness
	917-3036 717-3036	Free <b>High Torque Cool Coil</b> Upgrade  1105 - 1405 - 1605 1110 - 1610 1215 - 1415 - 1615 - 1715 1220 - 1420 - 1620 - 1720 1225 - 1325 1330 - 1430 - 1730	Integrated Wire  <b>Main Harness Repair Kit:</b> <b>PN: XMC1003</b> 
Specs: 1" Crankshaft, 5.43" Pulley, Counter Clockwise, A/B Belt, 105 ft.lbs torque			



<b>Xtreme No.</b> <b>X0166</b> 	OEM Part No.	Where Used:	Wire Harness
	917-1709 717-1709	Free <b>High Torque Cool Coil</b> Upgrade  Model 1212 Model 1529	Integrated Wire  <b>Main Harness Repair Kit:</b> <b>PN: XMC1003</b> 
Specs: 1.00" Crankshaft, 5.505" Pulley, Counter Clockwise, A-B Belt, 105 ft.lbs torque			



<b>Xtreme No.</b> <b>X0003</b> 	OEM Part No.	Where Used:	Wire Harness
	917-1459 717-1459 GW-1772388 1772388	The Super Smooth " <i>Xtreme Precision</i> " Machined Pulley  1300, 13A-130F100 1405, 13A-145F100 Too Many to List	Integrated Wire  <b>Main Harness Repair Kit:</b> <b>PN: XMC1003</b> 
<b>All Models Must Confirm OEM Part Number</b>			
Specs: 1.0" Crankshaft, 5.375" Pulley, Counter Clockwise, 5/8" Belt, 80 ft.lbs torque			



# Cub Cadet



Xtreme No. <b>X0188</b>	OEM Part No.	Where Used:	Wire Harness
		917-3375 717-3375	Free <b>High Torque Cool Coil</b> Upgrade 1440 SN 821,060 - 880,000 1641 SN 821,060 - 880,000 1782 SN 821,060 - 889,000 2182 SN 821,060 - 880,000
<b>All Models Must Confirm OEM Part Number</b>			
Specs: 1.000" Crankshaft, 6.03" Pulley, Counter Clockwise, 5/8" Belt, 105 ft.lbs torque			

Xtreme No. <b>X0171</b>	OEM Part No.	Where Used:	Wire Harness
		917-1773 717-1773	Free <b>High Torque Cool Coil</b> Upgrade 1500 Series Garden Tractor 1515 Series Garden Tractor 1517 Series Garden Tractor 1525 Series Garden Tractor
<b>All Models Must Confirm OEM Part Number</b>			
Specs: 1.00" Crankshaft, 6.05" Pulley, Counter Clockwise, A/B Belt, 105 ft.lbs torque			



Xtreme No. <b>X0189</b>	OEM Part No.	Where Used:	Wire Harness
		917-3390 717-3390 5215-69	Free <b>High Torque Cool Coil</b> Upgrade 2185 Tractor 365L Z54L
<b>All Models Must Confirm OEM Part Number</b>			
Specs: 1.125" Crankshaft, 6.05" Pulley, Counter Clockwise, 5/8" Belt, 105 ft.lbs torque			



Xtreme No. <b>X0484</b>	OEM Part No.	Where Used:	Wire Harness
		02002160 02002160P	Free <b>High Torque Cool Coil</b> Upgrade Enforcer 48 Enforcer 54 Z Force 60
<b>All Models Must Confirm OEM Part Number</b>			
1.125" Crankshaft, 5.35" Offset Pulley, Counter Clockwise, A/B Belt, 87 ft.lbs torque			







# Cub Cadet



<b>Xtreme No.</b> <b>X0194</b> 	<b>OEM Part No.</b>	<b>Where Used:</b>	<b>Wire Harness</b>
	1772076 GW-1772076	UpGraded to 3 Layer <b>"Xtreme TOUGH"</b> Integrated Connector  Too Many To List	<b>Free Upgrade:</b> Integrated Water Tight Wire Harness
			<b>Main Harness Repair Kit:</b> PN: XMC1003 
	<i>Note: This is a Facemount type clutch conversion kit</i>		
Specs: 1" Crankshaft, 4.13" Double Pulley, Counter Clockwise, A Belt, 105 ft.lbs torque			


<b>Xtreme No.</b> <b>X0184</b> 	<b>OEM Part No.</b>	<b>Where Used:</b>	<b>Wire Harness</b>
	917-1434 717-1434 917-0949 717-0949	Free <b>High Torque Cool Coil</b> Upgrade  Too Many to List	Integrated Wire
			<b>Main Harness Repair Kit:</b> PN: XMC1003 
	Specs: 1.00" Crankshaft, 5.375" Pulley, Counter Clockwise, A-B Belt, 105 ft.lbs torque		


<b>Xtreme No.</b> <b>X0185</b> 	<b>OEM Part No.</b>	<b>Where Used:</b>	<b>Wire Harness</b>
	917-3497 717-3497 917-0983 717-0983	Free <b>High Torque Cool Coil</b> Upgrade  Too Many to List	Integrated Wire
			<b>Main Harness Repair Kit:</b> PN: XMC1003 
	Specs: 1.000" Crankshaft, 5.35" Pulley, Counter Clockwise, A/B" Belt, 105 ft.lbs torque		


<b>Xtreme No.</b> <b>X0403</b> 	<b>OEM Part No.</b>	<b>Where Used:</b>	<b>Wire Harness</b>
	959-3230	Free <b>High Torque Cool Coil</b> Upgrade  Too Many To List	<b>Free Upgrade:</b> Integrated Water Tight Wire Harness
			<b>Main Harness Repair Kit:</b> PN: XMC1003 
	Specs: 1" Crankshaft, 5.5" Pulley, Counter Clockwise, A/B Belt, 105 ft.lbs torque		


# Cub Cadet



Xtreme No. <b>X0185</b>	OEM Part No.	Where Used:	Wire Harness
		917-0983	Free <b>High Torque Cool Coil</b> Upgrade
717-0983		Too Many to List	
Specs: 1.000" Crankshaft, 5.35" Pulley, Counter Clockwise, A/B" Belt, 105 ft.lbs torque			




Xtreme No. <b>X0190</b>	OEM Part No.	Where Used:	Wire Harness
		138412	Free <b>High Torque Cool Coil</b> Upgrade
		Too Many To List	
Specs: 1" Crankshaft, 5.5" Pulley, Counter Clockwise, B Belt, 105 ft.lbs torque			




Xtreme No. <b>X0114</b>	OEM Part No.	Where Used:	Wire Harness
		1742518	Free <b>High Torque Cool Coil</b> Upgrade
1755341 1755341P B1755341 GW-1755341P GW-B1755341		Too Many To List	
Specs: 1" Crankshaft, 5.43" Pulley, Counter Clockwise, A or B Belt, 105 ft.lbs torque			




Xtreme No. <b>X0450</b>	OEM Part No.	Where Used:	Wire Harness
		WD-C38410	Free <b>High Torque Cool Coil</b> Upgrade
WD-C47449 C38410 C47449		Too Many to List	
Specs: 1.125" Crankshaft, 4.80" Double Pulley, Clockwise, 1/2" Belt, 105 ft.lbs torque			




# Cub Cadet



<b>Xtreme No.</b> <b>X0413</b>  	<b>OEM Part No.</b>	<b>Where Used:</b>	<b>Wire Harness</b>
	C47449 WD-C47449	Free <b>High Torque Cool Coil</b> Upgrade Too Many To List	Integrated Wire  Main Harness Repair Kit: PN: XMC1003 
Specs: 1.125" Crankshaft, 4.87" Double Pulley, Clockwise, 1/2" Belt, 105 ft.lbs torque			



<b>Xtreme No.</b> <b>X0297</b>  	<b>OEM Part No.</b>	<b>Where Used:</b>	<b>Wire Harness</b>
	917-3460 717-3460 CC917-3460	Free <b>High Torque Cool Coil</b> Upgrade Too Many To List	Integrated Wire  Main Harness Repair Kit: PN: XMC1003 
Specs: 1.00" Crankshaft, 4.550" Pulley, Counter Clockwise, 5/8" Belt, 150 ft.lbs torque			



<b>Xtreme No.</b> <b>X0426</b>  	<b>OEM Part No.</b>	<b>Where Used:</b>	<b>Wire Harness</b>
	IH-144720-C91	<b>Super High Torque Conversion Kit!</b> Too Many To List	Free Upgrade: Integrated Water Tight Wire Harness  Main Harness Repair Kit: PN: XMC1003 
Note: This is a Facemount type clutch conversion kit			
Specs: 1.125" Crankshaft, 4.56" Pulley, Counter Clockwise, 125 ft.lbs torque			



<b>Xtreme No.</b> <b>X0397</b>  	<b>OEM Part No.</b>	<b>Where Used:</b>	<b>Wire Harness</b>
	917-3038 717-3038	<b>Super High Torque Conversion Kit!</b> Too Many To List	Free Upgrade: Integrated Water Tight Wire Harness  Main Harness Repair Kit: PN: XMC1003 
Note: This is a Facemount type clutch conversion kit			
Specs: 1.125" Crankshaft, 5.34" Pulley, Counter Clockwise, Belt, 125 ft.lbs torque			



# Cub Cadet



<b>Xtreme No.</b> <b>X0146</b> 	OEM Part No.	Where Used:	Wire Harness
	IH-61313-C92 IH-61313-C93	<b>Super High Torque Conversion Kit!</b> Model 1000 : 2050550U, 2050540U 1200 : 2050056U, 2050570U, 2050580U 1250 : 2050059, 2050610U, 2050630 1450 : 2050065U, 2050660U 1650 : 2050067U, 2050070U, 2050670U	Integrated Wire  <b>Main Harness Repair Kit:</b> <b>PN: XMC1003</b> 
<i>Note: This is a Facemount type clutch conversion kit</i>			
Specs: 1" Crankshaft, 4.5" Pulley, Counter Clockwise, 200 ft.lbs torque			




<b>Xtreme No.</b> <b>X0147</b> 	OEM Part No.	Where Used:	Wire Harness
	917-3044 717-3044	<b>Super High Torque Conversion Kit!</b> Models : 1050 1204 - 1210 - 1211 1535 - 1541 1710 1806 - 1810 - 1811 - 1812	<b>Free Upgrade:</b> Integrated Water Tight Wire Harness  <b>Main Harness Repair Kit:</b> <b>PN: XMC1003</b> 
<i>Note: This is a Facemount type clutch conversion kit</i>			
Specs: 1.125" Crankshaft, 4.56" Pulley, Counter Clockwise, 125 ft.lbs torque			



<b>Xtreme No.</b> <b>X0148</b> 	OEM Part No.	Where Used:	Wire Harness
	917-3340 717-3340	<b>Super High Torque Conversion Kit!</b> Tractor Models : 1861 serial no. 821,060 to 836,000 1862 serial no. 821,060 to 836,000 1863 serial no. 836,001 to 880,000 1864 serial no. 836,001 to 880,000 2082 serial no. 821,060 to 836,000 2084 serial no. 836,000 to 864,500 2284 serial no. 864,501 to 899,000	<b>Free Upgrade:</b> Integrated Water Tight Wire Harness  <b>Main Harness Repair Kit:</b> <b>PN: XMC1003</b> 
<i>Note: This is a Facemount type clutch conversion kit</i>			
Specs: 1.125" Crankshaft, 6" Pulley, Counter Clockwise, A or B Belt, 125 ft.lbs torque			



<b>Xtreme No.</b> <b>X0402</b> 	OEM Part No.	Where Used:	Wire Harness
	917-3012 717-3012	<b>Super High Torque Conversion Kit!</b> Models : 1912 - 1914 982 - 984 - 986	<b>Free Upgrade:</b> Integrated Wire Harness  <b>Main Harness Repair Kit:</b> <b>PN: XMC1003</b> 
<i>Note: This is a Facemount type clutch conversion kit</i>			
<b>All Models Must Confirm OEM Part Number</b>			
Specs: 1.125" Crankshaft, 4.56" Pulley, Counter Clockwise, 125 ft.lbs torque			




# Dixie Chopper







<b>Xtreme No.</b> <b>X0451</b>  	<b>OEM Part No.</b> 500056	<b>Where Used:</b> UpGraded to 3 Layer <b>"Xtreme TOUGH"</b> Integrated Connector Free Heavy Duty <b>"FatBoy Series"</b> Upgrade Classic Series Xcaliber Series	<b>Wire Harness</b> <b>Free Upgrade:</b> Integrated Water Tight Wire Harness <b>Main Harness Repair Kit:</b> PN: XMC1003 
	<b>All Models Must Confirm OEM Part Number</b>		
	Specs: 1.125" Crankshaft, 7.250" Pulley, Clockwise, 5/8" Belt, 200 ft.lbs torque		


<b>Xtreme No.</b> <b>X0459</b> 	<b>OEM Part No.</b> 500012	<b>Where Used:</b> UpGraded to 3 Layer <b>"Xtreme TOUGH"</b> Integrated Connector Silver Eagle LT Series Silver Eagle SE Series Run Behind Series	<b>Wire Harness</b> <b>Free Upgrade:</b> Integrated Water Tight Wire Harness <b>Main Harness Repair Kit:</b> PN: XMC1003 
	<b>All Models Must Confirm OEM Part Number</b>		
	Specs: 1.125" Crankshaft, 7.250" Pulley, Counter Clockwise, 5/8" Belt, 200 ft.lbs torque		


<b>Xtreme No.</b> <b>X0262</b> 	<b>OEM Part No.</b> 500067	<b>Where Used:</b> UpGraded to 3 Layer <b>"Xtreme TOUGH"</b> Integrated Connector Iron Eagle Series Magnum Series	<b>Wire Harness</b> <b>Free Upgrade:</b> Integrated Water Tight Wire Harness <b>Main Harness Repair Kit:</b> PN: XMC1003 
	<b>All Models Must Confirm OEM Part Number</b>		
	Specs: 1.00" Crankshaft, 6.00" Pulley, Counter Clockwise, 5/8" Belt, 200 ft.lbs torque		



<b>Xtreme No.</b> <b>X0196</b>  	<b>OEM Part No.</b> 50300	<b>Where Used:</b> Free <b>High Torque Cool Coil</b> Upgrade Too Many to List	<b>Wire Harness</b> Integrated Wire <b>Main Harness Repair Kit:</b> PN: XMC1003 
	<b>All Models Must Confirm OEM Part Number</b>		
	Specs: 1.00" Crankshaft, 5.35" Pulley, Clockwise, 1/2" Belt, 105 ft.lbs torque		



<b>Xtreme No.</b> <b>X0258</b> 	OEM Part No.	Where Used:	Wire Harness
	539132733 539 13 27-33 132733	UpGraded to 3 Layer <b>"Xtreme TOUGH"</b> Integrated Connector Kodiak SE 5223 2008-2010 Kodiak SE 5225 2001-2010 Kodiak SE 6125 Ram Ultra 52 2001-2009 (see 5219-69X) Ram Ultra 60 2008 Ram Ultra 61 2009-current Ram Ultra 72 2001-2009	<b>Free Upgrade:</b> Integrated Water Tight Impact resistant Wire Harness  <b>Main Harness                      Repair Kit:</b> PN: XMC1003 
Specs: 1.00" Crankshaft, 6.40" Pulley, Counter Clockwise, 5/8" Belt, 200 ft.lbs torque			



<b>Xtreme No.</b> <b>X0373</b> 	OEM Part No.	Where Used:	Wire Harness
	539132732 539 13 27-32 132732	The Super Smooth <b>"Xtreme Precision"</b> Machined Pulley Ram Ultra 50 2008 Ram Ultra 52 2001-2009	Integrated Wire  <b>Main Harness                      Repair Kit:</b> PN: XMC1003 
<b>All Models Must Confirm the OEM Part Number</b>			
Specs: 1.00" Crankshaft, 6.300" Pulley, Counter Clockwise, 5/8" Belt, 125 ft.lbs torque			



<b>Xtreme No.</b> <b>X0260</b> 	OEM Part No.	Where Used:	Wire Harness
	574607001 574 60 70-01 607001	UpGraded to 3 Layer <b>"Xtreme TOUGH"</b> Integrated Connector Ultra 61 and Ultra 61-BF 2005-11 Ultra 52 and Ultra 52-BF 2005-11 DX148 2010 DX152 2010 DX161 2010	<b>Free Upgrade:</b> Integrated Water Tight Impact resistant Wire Harness  <b>Main Harness                      Repair Kit:</b> PN: XMC1003
Specs: 1.125" Crankshaft, 6.212" Offset Pulley, Counter Clockwise, 5/8" Belt, 200 ft.lbs torque			



<b>Xtreme No.</b> <b>X0206</b> 	OEM Part No.	Where Used:	Wire Harness
	539106880 539 10 68-80 106880	UpGraded to 3 Layer <b>"Xtreme TOUGH"</b> Integrated Connector Kodiak 52 2005-08 Kodiak 60 2005-07	<b>Free Upgrade:</b> Integrated Water Tight Impact resistant Wire Harness  <b>Main Harness                      Repair Kit:</b> PN: XMC1003
<b>All Models Must Confirm the OEM Part Number</b>			
Specs: 1.00" Crankshaft, 6.120" Pulley, Counter Clockwise, 5/8" Belt, 200 ft.lbs torque			




Xtreme No. <b>X0332</b>	OEM Part No.	Where Used:	Wire Harness
	505287301 505 28 73-01 287301	The Super Smooth " <b>Xtreme Precision</b> " Machined Pulley Ram 48ZT 2009 Ram 50ZT 2008-12 Ram 52ZT 2006-09 Ram 61ZT 2006-09 Ram 61ZT-BF 2006-09 Speed ZTR36 2005-10 Speed ZTR42 2009-12 Speed ZTR42-BF 2009-12 Speed ZTR44 2005-09 Speed ZTR46 2005-11 Speed ZTR46-BF 2005-11 Speed ZTR54 2005-09 Speed ZTR54-BF 2005-09	Integrated Wire
	All Models Must Confirm OEM Part Number		Main Harness Repair Kit: PN: XMC1003 
Specs: 1.00" Crankshaft, 5.425" Pulley, Counter Clockwise, A/B Belt, 105 ft.lbs torque			




Xtreme No. <b>X0350</b>	OEM Part No.	Where Used:	Wire Harness
	539114595 539 11 45-95 114595 16138	The Super Smooth " <b>Xtreme Precision</b> " Machined Pulley Ram 50 Ram Mag 44 Ram 44 Ram Mag 50	Integrated Wire
	All Models Must Confirm OEM Part Number		Main Harness Repair Kit: PN: XMC1003 
Specs: 1.000" Crankshaft, 5-1/4" Pulley, Counter Clockwise, A/B Belt, 105 ft.lbs torque			

Xtreme No. <b>X0122</b>	OEM Part No.	Where Used:	Wire Harness
	539120786 539 12 07-86 120786 16026	The Super Smooth " <b>Xtreme Precision</b> " Machined Pulley Black Bear Series Ram 50 2004-06 2300-60 1950-50 Grizzly 60 2005-06 Kodiak 50 2005-06 Ram 44 2006 Grizzly 50 and Grizzly 52 2005-06	Integrated Wire
	All Models Must Confirm OEM Part Number		Main Harness Repair Kit: PN: XMC1003 
Specs: 1.000" Crankshaft, 5-1/4" Pulley, Counter Clockwise, A/B Belt, 125 ft.lbs torque			



<b>Xtreme No.</b> <b>X0002</b> 	OEM Part No.	Where Used:	Wire Harness
	532145028 532 14 50-28 145028	The Super Smooth " <i>Xtreme Precision</i> " Machined Pulley  Too Many To List	Integrated Wire  Main Harness Repair Kit: PN: XMC1003 
Specs: 1" Crankshaft, 5.35" Pulley, Counter Clockwise, A/B Belt, 80 ft.lbs torque			



<b>Xtreme No.</b> <b>X0003</b> 	OEM Part No.	Where Used:	Wire Harness
	532160889 532 16 08-89 160889	The Super Smooth " <i>Xtreme Precision</i> " Machined Pulley  Too Many To List	Integrated Wire  Main Harness Repair Kit: PN: XMC1003 
Specs: 1.0" Crankshaft, 5.375" Pulley, Counter Clockwise, 5/8" Belt, 80 ft.lbs torque			



<b>Xtreme No.</b> <b>X0015</b>  	OEM Part No.	Where Used:	Wire Harness
	539102603 539109580 539 10 26-03 539 10 95-80 102603 <b>109580</b>	Free Heavy Duty " <i>FatBoy Series</i> " Upgrade  Too Many To List	Integrated Wire  Main Harness Repair Kit: PN: XMC1003 
Specs: 1.125" Crankshaft, 6.3" Pulley, Clockwise, 5/8" Belt, 175 ft.lbs torque			

<b>Xtreme No.</b> <b>X0195</b>  	OEM Part No.	Where Used:	Wire Harness
	60208	The Super Smooth " <i>Xtreme Precision</i> " Machined Pulley  Too Many To List	Integrated Wire  Main Harness Repair Kit: PN: XMC1003 
Specs: 1.125" Crankshaft, 5.5" Pulley, Counter Clockwise, B Belt, 105 ft.lbs torque			



<b>Xtreme No. X0123</b> 	<b>OEM Part No.</b>	<b>Where Used:</b>	<b>Wire Harness</b>
	539129864 539 12 98-64	The Super Smooth " <i>Xtreme Precision</i> " Machined Pulley  Too Many To List	Integrated Wire  <b>Main Harness Repair Kit: PN: XMC1003</b> 
	Specs: 1.125" Crankshaft, 5-3/8" Pulley, Counter Clockwise, B Belt, 175 ft.lbs torque		



<b>Xtreme No. X0124</b> 	<b>OEM Part No.</b>	<b>Where Used:</b>	<b>Wire Harness</b>
	539129872 539 12 98-72	The Super Smooth " <i>Xtreme Precision</i> " Machined Pulley  Too Many To List	Integrated Wire  <b>Main Harness Repair Kit: PN: XMC1003</b> 
	Specs: 1.125" Crankshaft, 5-3/8" Pulley, Counter Clockwise, B Belt, 175 ft.lbs torque		



<b>Xtreme No. X0191</b> 	<b>OEM Part No.</b>	<b>Where Used:</b>	<b>Wire Harness</b>
	532150283 532 15 02-83	Free <i>High Torque Cool Coil</i> Upgrade  Too Many To List	Integrated Wire  <b>Main Harness Repair Kit: PN: XMC1003</b> 
	1.125" Crankshaft, 5.4" Offset Pulley, Counter Clockwise, 5/8" Belt, 105 ft.lbs torque		



## Need Help Finding the Right Clutch?







- Find the clutch part number located on the clutch. Then, use our Easy Xross Reference in Section 1
- Locate the machine model & serial number, and use the internet to find the correct part number.
- Call your distributor with the machine model and serial number
- Dixon is a division of Husqvarna.  
Many parts are interchangeable with Husqvarna equipment.



<b>Xtreme No.</b> <b>X0041</b> 	OEM Part No.	Where Used:	Wire Harness
	539128711 539 12 87-11 128711 61516	The Super Smooth <b>"Xtreme Precision"</b> Machined Pulley	ZTR 6023 ZTR 7025 ZTR 7225
<b>All Models Must Confirm OEM Part Number</b>			<b>Main Harness Repair Kit:</b> <b>PN: XMC1003</b> 
Specs: 1.125" Crankshaft, 5.345" Pulley, Counter Clockwise, A/B Belt, 175 ft.lbs torque			

<b>Xtreme No.</b> <b>X0121</b> 	OEM Part No.	Where Used:	Wire Harness
	539120756 539 12 07-56 120756	The Super Smooth <b>"Xtreme Precision"</b> Machined Pulley	Speed ZTR 36 - 2007-08 Briggs Kohler 16-22hp Speed ZTR 42 - 2007-08 Briggs Kohler 16-22hp Speed ZTR 44 - 2007-08 Briggs Kohler 16-22hp Zeeter and Zeeter HL 36-42 Black Bear 34 - 2006 Ram 42 - 2005-06 Ram 44 - 2004
<b>All Models Must Confirm OEM Part Number</b>			<b>Main Harness Repair Kit:</b> <b>PN: XMC1003</b> 
Specs: 1.00" Crankshaft, 5.345" Offset Pulley, Counter Clockwise, A/B Belt, 80 ft.lbs torque			

<b>Xtreme No.</b> <b>X0315</b> 	OEM Part No.	Where Used:	Wire Harness
	539104515 539 10 45-15 104515	Free Heavy Duty <b>"FatBoy Series"</b> Upgrade	Too Many To List
<b>All Models Must Confirm OEM Part Number</b>			<b>Main Harness Repair Kit:</b> <b>PN: XMC1003</b> 
Specs: 1.125" Crankshaft, 6.3" Pulley, Counter Clockwise, A/B Belt, 175 ft.lbs torque			

<b>Xtreme No.</b> <b>X0348</b> 	OEM Part No.	Where Used:	Wire Harness
	539118768 539105804 539 11 87-68 539 10 58-04 105854 105804 12035	The Super Smooth <b>"Xtreme Precision"</b> Machined Pulley	Too Many To List
<b>All Models Must Confirm OEM Part Number</b>			<b>Main Harness Repair Kit:</b> <b>PN: XMC1003</b> 
Specs: 1" Crankshaft, 6 1/4" Pulley, Counter Clockwise, B Belt, 125 ft.lbs torque			

<p><b>Xtreme No. X0319</b></p>  <p><b>FatBoy</b> HEAVY DUTY SERIES</p>	<p><b>OEM Part No.</b></p> <p>539105406 539 10 54-06 105406</p>	<p><b>Where Used:</b></p> <p>UpGraded to 3 Layer "<b>Xtreme TOUGH</b>" Integrated Connector Free Heavy Duty "<b>FatBoy Series</b>" Upgrade</p> <p>Grizzly &amp; Grizzly Pro 52 Grizzly &amp; Grizzly Pro 60 Grizzly &amp; Grizzly Pro 72 Kodiak 52 Kodiak 60</p>	<p><b>Wire Harness</b></p> <p><b>Free Upgrade:</b> Integrated Water Tight Wire Harness</p>
	<p><b>All Models Must Confirm OEM Part Number</b></p>		<p><b>Main Harness Repair Kit:</b> PN: XMC1003</p> 
	<p>Specs: 1.125" Crankshaft, 6-5/8" Pulley, Counter Clockwise, 5/8" Belt, 200 ft.lbs torque</p>		

<p><b>Xtreme No. X0120</b></p>  <p><b>Torque</b> HIGH TORQUE SERIES</p>	<p><b>OEM Part No.</b></p> <p>539103245 539 10 32-45 103245</p>	<p><b>Where Used:</b></p> <p>Free <b>High Torque Cool Coil</b> Upgrade</p> <p>Ram 50KZ 2008-2012 Ram 61KZ 2008-2012</p>	<p><b>Wire Harness</b></p> <p>Integrated Wire</p>
	<p><b>All Models Must Confirm OEM Part Number</b></p>		<p><b>Main Harness Repair Kit:</b> PN: XMC1003</p> 
	<p>Specs: 1.00" Crankshaft, 6.3" Pulley, Counter Clockwise, 5/8" Belt, 175 ft.lbs torque</p>		

## Installation Tips:





DO NOT use an impact wrench when tightening the mount bolt. Over tightening the mounting bolt will cause bearing damage. See our installation guide for the proper torque required.








Always check the clutch wire to make sure there will be no rubbing. We supply tie wraps with every clutch to make sure wires are properly secured and protected.








Always replace the clutch bolt if possible. If not, make sure the bolt is clean and free of any oil. Carburetor cleaner works great for removing oily residue.

<b>Xtreme No.</b> <b>X0329</b> 	<b>OEM Part No.</b>	<b>Where Used:</b>	<b>Wire Harness</b>
	343084	The Super Smooth " <i>Xtreme Precision</i> " Machined Pulley Z34 Model 34K35OZ Z34 Model 34K15Z	Integrated Wire <b>Main Harness Repair Kit:</b> PN: XMC1003 
	<b>All Models Must Confirm OEM Part Number</b>		
	Specs: 1.00" Crankshaft, 6.000" Pulley, Clockwise, A/B Belt, 105 ft. lbs torque		

<b>Xtreme No.</b> <b>X0344</b> 	<b>OEM Part No.</b>	<b>Where Used:</b>	<b>Wire Harness</b>
	423285	UpGraded to 4 Layer " <i>Xtreme TOUGH</i> " Integrated Connector Z42 - Z48 - Z52 Z Fusion 34" - 42" - 48" Xtreme 48"	Integrated Wire <b>Main Harness Repair Kit:</b> PN: XMC1003 
	<b>All Models Must Confirm OEM Part Number</b>		
	Specs: 1.00" Crankshaft, 7.05" Pulley, Counter Clockwise, A/B Belt, 125 ft.lbs torque		

<b>Xtreme No.</b> <b>X0209</b>  	<b>OEM Part No.</b>	<b>Where Used:</b>	<b>Wire Harness</b>
	603078	Free Heavy Duty " <i>FatBoy Series</i> " Upgrade Z60 Xtreme 52" Xtreme 60" Z Series 60"	Integrated Wire <b>Main Harness Repair Kit:</b> PN: XMC1003 
	<b>All Models Must Confirm OEM Part Number</b>		
	Specs: 1.00" Crankshaft, 7.05" Pulley, Counter Clockwise, 5/8" Belt, 200 ft.lbs torque		




<b>Xtreme No.</b> <b>X0280</b>  	<b>OEM Part No.</b>	<b>Where Used:</b>	<b>Wire Harness</b>
	823165	Free <i>High Torque Cool Coil</i> Upgrade Prowler Front Cut 52" Kohler Prowler Front Cut 61" Kohler Prowler Front Cut 72" Kohler Prowler Mid Cut 52" 23/25hp Kawasaki Prowler Mid Cut 61" 23/25hp Kawasaki	Integrated Wire <b>Main Harness Repair Kit:</b> PN: XMC1003 
	<b>All Models Must Confirm OEM Part Number</b>		
	Specs: 1.125" Crankshaft, 5.375" Pulley, Clockwise, A/B Belt, 175 ft.lbs torque		




<b>Xtreme No.</b> <b>X0340</b> 	<b>OEM Part No.</b>	<b>Where Used:</b>	<b>Wire Harness</b>
	353202	The Super Smooth " <i>Xtreme Precision</i> " Machined Pulley  Too Many to List	Integrated Wire <b>Main Harness Repair Kit:</b> PN: XMC1003 
	<b>All Models Must Confirm OEM Part Number</b>		
	Specs: 1.125" Crankshaft, 7.35" Pulley, Clockwise, A/B Belt, 125 ft.lbs torque		




# Encore


## World Lawn







Xtreme No. <b>X0228</b>	OEM Part No.	Where Used:	Wire Harness
	 	523370	Free Heavy Duty <b>"FatBoy Series"</b> Upgrade Prowler Front Cut 52" Kawasaki Prowler Front Cut 61" Kawasaki Prowler Front Cut 72" Kawasaki Prowler Mid Cut 52" 22hp Kawasaki Prowler Mid Cut 61" 22hp Kawasaki *Note: Check mower for type of clutch. Some use the spring stop clutch below.
523025		Main Harness Repair Kit: PN: XMC1003 	
Specs: 1.125" Crankshaft, 6.000" Pulley, Counter Clockwise, 5/8" Belt, 175 ft.lbs torque			



Xtreme No. <b>X0189</b>	OEM Part No.	Where Used:	Wire Harness
	 	523025	Free <b>High Torque Cool Coil</b> Upgrade Prowler Front Cut 52" Kawasaki Prowler Front Cut 61" Kawasaki Prowler Front Cut 72" Kawasaki Prowler Mid Cut 52" 22hp Kawasaki Prowler Mid Cut 61" 22hp Kawasaki *Note: Check mower for type of clutch. Some use the magnetic stop clutch above.
523370		Main Harness Repair Kit: PN: XMC1003 	
Specs: 1.125" Crankshaft, 5.375" Pulley, Clockwise, A/B Belt, 175 ft.lbs torque			



Xtreme No. <b>X0320</b>	OEM Part No.	Where Used:	Wire Harness
	 	583518	Free Heavy Duty <b>"FatBoy Series"</b> Upgrade Prowler Mid Cut 52" 27hp Kawasaki Prowler Mid Cut 61" 27hp Kawasaki Prowler Mid Cut 72" 27hp Kawasaki
<b>All Models Must Confirm OEM Part Number</b>		Main Harness Repair Kit: PN: XMC1003 	
Specs: 1.125" Crankshaft, 6.3" Pulley, Counter Clockwise, 5/8" Belt, 200 ft.lbs torque			

Xtreme No. <b>X0242</b>	OEM Part No.	Where Used:	Wire Harness
		523434	UpGraded to 3 Layer <b>"Xtreme TOUGH"</b> Integrated Connector Too Many to List
		Main Harness Repair Kit: PN: XMC1003	
Specs: 1.125" Crankshaft, 7.3" Pulley, Counter Clockwise, 5/8" Belt, 200 ft.lbs torque			

<b>Xtreme No.</b> <b>X0359</b> 	<b>OEM Part No.</b>	<b>Where Used:</b>	<b>Wire Harness</b>
	GDA10017	The Super Smooth <i>"Xtreme Precision"</i> Machined Pulley Fury EFRKW1948S Fury EFRKW2352S Fury EFRKW2561S Scorpion 200035	Integrated Wire
	<b>All Models Must Confirm OEM Part Number</b>		<b>Main Harness Repair Kit:</b> PN: XMC1003 
	Specs: 1.00" Crankshaft, 6.00" Pulley, Counter Clockwise, A/B Belt, 125 ft.lbs torque		

<b>Xtreme No.</b> <b>X0371</b> 	<b>OEM Part No.</b>	<b>Where Used:</b>	<b>Wire Harness</b>
	TCA16665	The Super Smooth <i>"Xtreme Precision"</i> Machined Pulley  Stand Up Units	Integrated Wire
	<b>All Models Must Confirm OEM Part Number</b>		<b>Main Harness Repair Kit:</b> PN: XMC1003 
	1.125" Crankshaft, 6.80" Pulley, Offset Counter Clockwise, A/B Belt, 125 ft.lbs torque		

<b>Xtreme No.</b> <b>X0005</b> 	<b>OEM Part No.</b>	<b>Where Used:</b>	<b>Wire Harness</b>
	00191700	The Super Smooth <i>"Xtreme Precision"</i> Machined Pulley YJ 1840 YJ 2044 YJ 2348	Integrated Wire
	<b>All Models Must Confirm OEM Part Number</b>		<b>Main Harness Repair Kit:</b> PN: XMC1003 
	Specs: 1.00" Crankshaft, 6.00" Pulley, Counter Clockwise, A/B Belt, 125 ft.lbs torque		

<b>Xtreme No.</b> <b>X0372</b> 	<b>OEM Part No.</b>	<b>Where Used:</b>	<b>Wire Harness</b>
	TCA16667	The Super Smooth <i>"Xtreme Precision"</i> Machined Pulley Stand Up Units	Integrated Wire
	<b>All Models Must Confirm OEM Part Number</b>		<b>Main Harness Repair Kit:</b> PN: XMC1003 
	1.125" Crankshaft, 7.0" Pulley, Offset Counter Clockwise, A/B Belt, 125 ft.lbs torque		

## Need Help Finding the Right Clutch?



- Find the clutch part number located on the clutch. Then, use our Easy Xross Reference in Section 1
- Locate the machine model & serial number, and use the internet to find the correct part number.
- Call your distributor with the machine model and serial number

## Installation Tips:



DO NOT use an impact wrench when tightening the mounting bolt. Over tightening the mounting bolt will cause bearing damage. See our installation guide for the proper torque required.



INSPECT the mower electrical system. Sometimes the reason the clutch failed is the mowers electrical system. Most mowers should read between 13.4 vlt DC and 14.2 vlt DC with the engine at full throttle. Anything less or more and the new clutch will fail.

TIP: The easiest place to check system voltage is at the battery with the engine at full RPM's



**BURNISH:** Don't forget to burnish the new clutch. Burnishing is easy and makes the clutches gripping stronger and prevents armature warping. Burnishing is Xtremely important!



Always check the clutch wire to make sure there will be no rubbing. We supply tie wraps with every clutch to make sure wires are properly secured and protected.









Always replace the clutch bolt if possible. If not, make sure the bolt is clean and free of any oil. Carburetor cleaner works great for removing oily residue.









**NEW ENGINE?** Make sure the crankshaft length and HP are exactly the same. If not, give our free engineering support a call.

## Lazer Z Liquid Cooled & EFI

<b>Xtreme No.</b> <b>X0049</b>  	OEM Part No.	Where Used:	Wire Harness
	103-0665 103-0501 1-631732 1-641300 631732 E631732	Upgraded to 3 Layer <b>"Xtreme TOUGH"</b> Integrated Connector Free Heavy Duty <b>"FatBoy Series"</b> Upgrade  Lazer Z EFI Serial No. 160,000 to 369,999	<b>Free Upgrade:</b> Integrated Water Tight Wire Harness  <b>Main Harness                      Repair Kit:</b> PN: XMC1003 
Specs: 1.125" Crankshaft, 6 3/8" Pulley, Clockwise, 5/8" Belt, 200 ft.lbs torque			




<b>Xtreme No.</b> <b>X0460</b>  	OEM Part No.	Where Used:	Wire Harness
	109-7666 103-3244 103-6589 103-2453	Upgraded to 3 Layer <b>"Xtreme TOUGH"</b> Integrated Connector Free Heavy Duty <b>"FatBoy Series"</b> Upgrade  Lazer Z XS Liquid Cooled Serial No. 600,000 & up	<b>Free Upgrade:</b> Integrated Water Tight Wire Harness  <b>Main Harness                      Repair Kit:</b> PN: XMC1003 
Specs: 1.125" Crankshaft, 6 3/8" Pulley, Clockwise, 5/8" Belt, 200 ft.lbs torque			




<b>Xtreme No.</b> <b>X0314</b>  	OEM Part No.	Where Used:	Wire Harness
	103-1364 103-0281	Upgraded to 3 Layer <b>"Xtreme TOUGH"</b> Integrated Connector Free Heavy Duty <b>"FatBoy Series"</b> Upgrade  Lazer Z Liquid Cooled Serial Number 260,000 to 369,999	<b>Free Upgrade:</b> Integrated Water Tight Wire Harness  <b>Main Harness                      Repair Kit:</b> PN: XMC1003 
Specs: 1.125" Crankshaft, 6 3/8" Pulley, Clockwise, 5/8" Belt, 200 ft.lbs torque			




<b>Xtreme No.</b> <b>X0461</b>  	OEM Part No.	Where Used:	Wire Harness
	116-1611 109-7665 109-7673 103-4000 103-4057 103-5835 103-6579 103-3132 103-3246	Upgraded to 3 Layer <b>"Xtreme TOUGH"</b> Integrated Connector Free Heavy Duty <b>"FatBoy Series"</b> Upgrade Lazer Z AS EFI sn 510,000 to 789,999 Lazer Z EFI sn 370,000 to 439,999 Lazer Z Air Cooled EFI sn 720,000 and up Lazer Z AC EFI sn 440,000 and up  <i>Important: Lazer Z AC EFI Requires                      wire harness splicing</i>	<b>Free Upgrade:</b> Integrated Water Tight Wire Harness  <b>Main Harness                      Repair Kit:</b> PN: XMC1003 
Specs: 1.125" Crankshaft, 6 3/8" Pulley, Clockwise, 5/8" Belt, 200 ft.lbs torque			






## Lazer Z

Xtreme No.	OEM Part No.	Where Used:	Wire Harness
<b>X0015</b>  	103-0664	Free Heavy Duty <b>"FatBoy Series"</b> Upgrade	Integrated Wire
	1-631645		
	631645	Lazer Z	<b>Main Harness Repair Kit:</b> <b>PN: XMC1003</b> 
	1-633099	25 hp Units	
	633099	Serial No. 0 to 159,999	
	E633099		
	E633099		
<b>All Models Must Confirm OEM Part Number</b>			
Specs: 1.125" Crankshaft, 6-5/16" Pulley, Clockwise, 5/8" Belt, 175 ft.lbs torque			



Xtreme No.	OEM Part No.	Where Used:	Wire Harness
<b>X0049</b>  	103-0665	Free Heavy Duty <b>"FatBoy Series"</b> Upgrade	Integrated Wire
	103-0501		
	1-631732	Lazer Z	<b>Main Harness Repair Kit:</b> <b>PN: XMC1003</b> 
	1-641300	25 hp Units	
	E631732	Serial No. 160,000 to 369,999	
	631732		
<b>All Models Must Confirm OEM Part Number</b>			
Specs: 1.125" Crankshaft, 6 3/8" Pulley, Clockwise, 5/8" Belt, 200 ft.lbs torque			



Xtreme No.	OEM Part No.	Where Used:	Wire Harness
<b>X0314</b>  	103-1364	UpGraded to 3 Layer <b>"Xtreme TOUGH"</b> Integrated Connector	<b>Free Upgrade:</b> Impact Resistant Integrated Pigtail
	103-0281		
		Free <b>High Torque Cool Coil</b> Upgrade	<b>Main Harness Repair Kit:</b> <b>PN: XMC1003</b> 
		Lazer Z	
		Kawasaki Units	
		Serial No. 260,000 to 369,999	
<b>All Models Must Confirm OEM Part Number</b>			
Specs: 1.125" Crankshaft, 6.313" Pulley, Clockwise, 5/8" Belt, 150 ft.lbs torque			



Xtreme No.	OEM Part No.	Where Used:	Wire Harness
<b>X0460</b>  	109-7666	UpGraded to 3 Layer <b>"Xtreme TOUGH"</b> Integrated Connector	<b>Free Upgrade:</b> Integrated Water Tight Wire Harness
	103-2453		
	103-3244	Free Heavy Duty <b>"FatBoy Series"</b> Upgrade	<b>Main Harness Repair Kit:</b> <b>PN: XMC1003</b> 
	103-6589	Lazer Z	
		Kawasaki Units	
		Serial Number 370,000 & Up	
<b>All Models Must Confirm OEM Part Number</b>			
Specs: 1.125" Crankshaft, 7.3/8" Pulley, Clockwise, 5/8" Belt, 200 ft.lbs torque			

## Lazer Z



## AS Series - AC Series




<b>Xtreme No.</b> <b>X0461</b> 	OEM Part No.	Where Used:	Wire Harness
		116-1611 109-7665 109-7673 103-4000 103-4057 103-5835 103-6579 103-3132 103-3246	UpGraded to 3 Layer <b>"Xtreme TOUGH"</b> Integrated Connector Free Heavy Duty <b>"FatBoy Series"</b> Upgrade  Lazer Z AS sn 510,000 to 719,999
<b>All Models Must Confirm OEM Part Number</b>			
Specs: 1.125" Crankshaft, 7.313" Pulley, Clockwise, 5/8" Belt, 200 ft.lbs torque			




<b>Xtreme No.</b> <b>X0460</b> 	OEM Part No.	Where Used:	Wire Harness
		109-7666 103-3244 103-6589 103-2453	UpGraded to 3 Layer <b>"Xtreme TOUGH"</b> Integrated Connector Free Heavy Duty <b>"FatBoy Series"</b> Upgrade  Lazer Z AS sn 720,000 & 789,999
<b>All Models Must Confirm OEM Part Number</b>			
Specs: 1.125" Crankshaft, 7.3/8" Pulley, Clockwise, 5/8" Belt, 200 ft.lbs torque			



<b>Xtreme No.</b> <b>X0257</b> 	OEM Part No.	Where Used:	Wire Harness
		103-3245 103-3131 103-6590	UpGraded to 3 Layer <b>"Xtreme TOUGH"</b> Integrated Connector Free Heavy Duty <b>"FatBoy Series"</b> Upgrade  Lazer Z AS sn 440,000 to 669,999 Lazer Z AC sn 440,000 and Up NOTE: 1.0" Crankshaft <i>Important: Lazer Z AC EFI Requires                      wire harness splicing</i>
<b>All Models Must Confirm OEM Part Number</b>			
Specs: 1.00" Crankshaft, 7 1/8" Pulley, Clockwise, 5/8" Belt, 200 ft.lbs torque			

## Lazer Z XP Series - XS Series - CT

<b>Xtreme No.</b> <b>X0138</b> 	<b>OEM Part No.</b> 109-7035 104-3624	<b>Where Used:</b> UpGraded to 4 Layer <b>"Xtreme TOUGH"</b> Integrated Connector  Lazer Z CT sn 370,000 & Up	<b>Wire Harness</b> Integrated Wire  <b>Main Harness Repair Kit:</b> PN: XMC1003 
	Specs: 1.00" Crankshaft, 7 1/4" Pulley, Counter Clockwise, 5/8" Belt, 125 ft.lbs torque		

<b>Xtreme No.</b> <b>X0453</b>  	<b>OEM Part No.</b> 109-7036	<b>Where Used:</b> Free Heavy Duty <b>"FatBoy Series"</b> Upgrade  Lazer Z CT sn 600,000 and Up	<b>Wire Harness</b> Integrated Wire  <b>Main Harness Repair Kit:</b> PN: XMC1003 
	Specs: 1.00" Crankshaft, 7 1/4" Pulley, Counter Clockwise, 5/8" Belt, 200 ft.lbs torque		

<b>Xtreme No.</b> <b>X0460</b>  	<b>OEM Part No.</b> 109-7666 103-3244 103-6589 103-2453	<b>Where Used:</b> UpGraded to 3 Layer <b>"Xtreme TOUGH"</b> Integrated Connector Free Heavy Duty <b>"FatBoy Series"</b> Upgrade  Lazer Z XS sn 440,000 and up	<b>Wire Harness</b> <b>Free Upgrade:</b> Integrated Water Tight Wire Harness  <b>Main Harness Repair Kit:</b> PN: XMC1003 
	Specs: 1.00" Crankshaft, 7 1/4" Pulley, Counter Clockwise, 5/8" Belt, 200 ft.lbs torque		

<b>Xtreme No.</b> <b>X0238</b> 	<b>OEM Part No.</b> 109-6627 109-6626 103-0083 103-0011	<b>Where Used:</b> UpGraded to 3 Layer <b>"Xtreme TOUGH"</b> Integrated Connector  Lazer Z XP sn 260,000 to 599,999	<b>Wire Harness</b> <b>Free Upgrade:</b> Integrated Water Tight Wire Harness  <b>Main Harness Repair Kit:</b> PN: XMC1003 
	Specs: 1.00" Crankshaft, 7 1/4" Pulley, Counter Clockwise, 5/8" Belt, 200 ft.lbs torque		

Xtreme No.	OEM Part No.	Where Used:	Wire Harness
<b>X0042</b>  	103-0662	Free Heavy Duty <b>"FatBoy Series"</b> Upgrade Lazer Z : 18 to 23 hp Kohler Units Serial No. 000,001 - 789,999	Integrated Wire
	103-0661		
	103-0500		
	1-631731		
	1-631644	Lazer Z : 27hp and 30hp Kohler Units Serial No. 370,000 and up	<b>Main Harness Repair Kit:</b> PN: XMC1003 
	1-633098		
	631731		
	633098		
631644	Specs: 1.0" Crankshaft, 6.313" Pulley, Clockwise, 5/8" Belt, 200 ft.lbs torque		



Xtreme No.	OEM Part No.	Where Used:	Wire Harness
<b>X0459</b> 	109-9275	UpGraded to 3 Layer <b>"Xtreme TOUGH"</b> Integrated Connector  Lazer HP 523 : serial no. 720,000 and up	<b>Free Upgrade:</b> Integrated Water Tight Wire Harness  <b>Main Harness Repair Kit:</b> PN: XMC1003 
	Specs: 1.125" Crankshaft, 7.375" Pulley, Counter Clockwise, 5/8" Belt, 200 ft.lbs torque		



Xtreme No.	OEM Part No.	Where Used:	Wire Harness
<b>X0264</b> 	109-8462	The Super Smooth <b>"Xtreme Precision"</b> Machined Pulley  Lazer Z HP : serial no. 600,000 and up  <i>*NOTE: 1-1/8" Crankshaft Only</i>	Integrated Wire  <b>Main Harness Repair Kit:</b> PN: XMC1003 
	103-9780		
Specs: 1.125" Crankshaft, 7.385" Pulley, Counter Clockwise, 5/8" Belt, 200 ft.lbs torque			



Xtreme No.	OEM Part No.	Where Used:	Wire Harness
<b>X0017</b>  	119-2983	UpGraded to 3 Layer <b>"Xtreme TOUGH"</b> Integrated Connector Free Heavy Duty <b>"FatBoy Series"</b> Upgrade Lazer Z HP : serial no. 160,000 and up  <i>Note: Not for use with 27hp Model For 27hp use 109-8462</i>	<b>Free Upgrade:</b> Integrated Water Tight Wire Harness  <b>Main Harness Repair Kit:</b> PN: XMC1003 
	109-9276		
	109-2916		
	105-3630		
	103-0690	<b>All Models Must Confirm OEM Part Number</b>	Specs: 1.125" Crankshaft, 7.385" Pulley, Counter Clockwise, 5/8" Belt, 200 ft.lbs torque
	653048		
	1-653048		
	1-653292		



## Next Lazer Z



AS Series - ASX Series - E Series - S Series - X Series




Xtreme No. <b>X0235</b>	OEM Part No.	Where Used:	Wire Harness
	109-9155	UpGraded to 3 Layer <b>"Xtreme TOUGH"</b> Integrated Connector Free Heavy Duty <b>"FatBoy Series"</b> Upgrade  Next Lazer Z AS sn 790,000 and Up	<b>Free Upgrade:</b> Integrated Water Tight Impact resistant Wire Harness  <b>Main Harness Repair Kit:</b> PN: XMC1002 
	<b>All Models Must Confirm OEM Part Number</b>		
Specs: 1.00" Crankshaft, 7 13/32" Pulley, Counter Clockwise, 5/8" Belt, 175 ft.lbs torque			




Xtreme No. <b>X0239</b>	OEM Part No.	Where Used:	Wire Harness
	116-1620 116-1604 109-9282	UpGraded to 3 Layer <b>"Xtreme TOUGH"</b> Integrated Connector Free Heavy Duty <b>"FatBoy Series"</b> Upgrade  Lazer Z: S-Series - E-Series - X Series with sn 312,000 and up  Next Lazer Z ASX sn 850,000 and up Next Lazer Z Air Cooled sn 790,000 and up	<b>Free Upgrade:</b> Integrated Water Tight Impact resistant Wire Harness  <b>Main Harness Repair Kit:</b> PN: XMC1002 
	<b>All Models Must Confirm OEM Part Number</b>		
Specs: 1.125" Crankshaft, 7 13/32" Pulley, Counter Clockwise, 5/8" Belt, 200 ft.lbs torque			



Xtreme No. <b>X0261</b>	OEM Part No.	Where Used:	Wire Harness
	116-1947	UpGraded to 3 Layer <b>"Xtreme TOUGH"</b> Integrated Connector Free <b>High Torque Cool Coil</b> Upgrade Next Lazer Z AS sn 850,000 and up  Lazer Z E-Series sn 312,000 and up	<b>Free Upgrade:</b> Integrated Water Tight Impact resistant Wire Harness  <b>Main Harness Repair Kit:</b> PN: XMC1002 
	<b>All Models Must Confirm OEM Part Number</b>		
Specs: 1.125" Crankshaft, 7 13/32" Pulley, Counter Clockwise, 5/8" Belt, 175 ft.lbs torque			



<b>Xtreme No.</b> <b>X0261</b> 	OEM Part No.	Where Used:	Wire Harness	
	116-1947	UpGraded to 3 Layer <b>"Xtreme TOUGH"</b> Integrated Connector	Pioneer sn 312,000 and up	<b>Free Upgrade:</b> Integrated Water Tight Wire Harness
	<b>All Models Must Confirm OEM Part Number</b>			<b>Main Harness                      Repair Kit:</b> <b>PN: XMC1002</b> 
Specs: 1.00" Crankshaft, 6.05" Pulley, Counter Clockwise, A/B Belt, 105 ft.lbs torque				



<b>Xtreme No.</b> <b>X0351</b> 	OEM Part No.	Where Used:	Wire Harness	
	103-9950 100-6059	The Super Smooth <b>"Xtreme Precision"</b> Machined Pulley	Phazer sn 600000 & Up	Integrated Wire
	<b>All Models Must Confirm OEM Part Number</b>			<b>Main Harness                      Repair Kit:</b> <b>PN: XMC1003</b> 
Specs: 1.00" Crankshaft, 6" Pulley, Counter Clockwise, 5/8" Belt, 125 ft.lbs torque				




<b>Xtreme No.</b> <b>X0290</b>  	OEM Part No.	Where Used:	Wire Harness	
	116-4477	UpGraded to 3 Layer <b>"Xtreme TOUGH"</b> Integrated Connector  Free Heavy Duty <b>"FatBoy Series"</b> Upgrade Vantage Series Stand-Up Models : VT25EKC524 s/n 920,000 & Up VT730EKC524 s/n 312,000 & up VT740EKC604 s/n 312,000 & up	<b>All Models Must Confirm OEM Part Number</b>	<b>Free Upgrade:</b> Integrated Water Tight Wire Harness
	<b>All Models Must Confirm OEM Part Number</b>			<b>Main Harness                      Repair Kit:</b> <b>PN: XMC1002</b> 
Specs: 1.125" Crankshaft, 7.215" Pulley, Counter Clockwise, 5/8" Belt, 200 ft.lbs torque				



<b>Xtreme No.</b> <b>X0271</b>  	OEM Part No.	Where Used:	Wire Harness	
	116-3553	UpGraded to 3 Layer <b>"Xtreme TOUGH"</b> Integrated Connector  Free <b>High Torque Cool Coil</b> Upgrade Vantage X Series : VT20KA484 - VT24KA484 VT24KA524 - VT651KA484 VT691KA484 - VT691KA524	<b>All Models Must Confirm OEM Part Number</b>	<b>Free Upgrade:</b> Integrated Water Tight Wire Harness
	<b>All Models Must Confirm OEM Part Number</b>			<b>Main Harness                      Repair Kit:</b> <b>PN: XMC1002</b> 
Specs: 1.00" Crankshaft, 7.05" Pulley, Counter Clockwise, A/B Belt, 105 ft.lbs torque				




<b>Xtreme No.</b> <b>X0003</b> 	<b>OEM Part No.</b>	<b>Where Used:</b>	<b>Wire Harness</b>
	104-3334	The Super Smooth " <i>Xtreme Precision</i> " Machined Pulley Quest 42" Deck sn 790,000 and up	Integrated Wire <b>Main Harness Repair Kit:</b> PN: XMC1003 
	Specs: 1.00" Crankshaft, 6.05" Pulley, Counter Clockwise, 5/8" Belt, 80 ft.lbs torque		




<b>Xtreme No.</b> <b>X0141</b> 	<b>OEM Part No.</b>	<b>Where Used:</b>	<b>Wire Harness</b>
	117-7468	The Super Smooth " <i>Xtreme Precision</i> " Machined Pulley Quest Models : QT22KA421 sn 920,000 & Up QTE651KA421 sn 313,000 & Up QTS691KA422 sn 313,000 & Up	Integrated Wire <b>Main Harness Repair Kit:</b> PN: XMC1003 
	All Models Must Confirm OEM Part Number Specs: 1.00" Crankshaft, 6.155" Pulley, Counter Clockwise, 5/8" Belt, 60 ft.lbs torque		




<b>Xtreme No.</b> <b>X0379</b> 	<b>OEM Part No.</b>	<b>Where Used:</b>	<b>Wire Harness</b>
	110-6766	The Super Smooth " <i>Xtreme Precision</i> " Machined Pulley Quest 48" and 52" : sn 790,000 and up	Integrated Wire <b>Main Harness Repair Kit:</b> PN: XMC1002 
	All Models Must Confirm OEM Part Number Specs: 1.00" Crankshaft, 5.82" Pulley, Counter Clockwise, 5/8" Belt, 125 ft.lbs torque		

<b>Xtreme No.</b> <b>X0239</b>  	<b>OEM Part No.</b>	<b>Where Used:</b>	<b>Wire Harness</b>
	116-1604 116-1620 109-9282	UpGraded to 3 Layer " <i>Xtreme TOUGH</i> " Integrated Connector Free Heavy Duty " <i>FatBoy Series</i> " Upgrade Quest SP sn 850,000 and up Pioneer sn 312,000 and up	<b>Free Upgrade:</b> Integrated Water Tight Wire Harness <b>Main Harness Repair Kit:</b> PN: XMC1002 
	All Models Must Confirm OEM Part Number Specs: 1.125" Crankshaft, 7 13/32" Pulley, Counter Clockwise, 5/8" Belt, 200 ft.lbs torque		

<b>Xtreme No.</b> <b>X0139</b>  	<b>OEM Part No.</b>	<b>Where Used:</b>	<b>Wire Harness:</b>
	109-9196 109-1915	Free Heavy Duty " <i>FatBoy Series</i> " Upgrade  Too Many to List	Integrated Wire <b>Main Harness Repair Kit:</b> PN: XMC1003
	Specs: 1.000" Crankshaft, 6.4" Pulley, Clockwise, 5/8" Belt, 175 ft.lbs torque		

<b>Xtreme No.</b> <b>X0042</b>  	OEM Part No.	Where Used:	Wire Harness
	103-0662	The Super Smooth " <b>Xtreme Precision</b> " Machined Pulley	Integrated Wire  Main Harness Repair Kit: PN: XMC1003 
103-0661	Free Heavy Duty " <b>FatBoy Series</b> " Upgrade		
103-0660			
1-631731	Turf Tracer S Series sn 920,000 & Up		
1-631644	Turf Tracer X Series sn 920,000 & Up		
631731	Turf Tracer Hydro sn 320,000 & Up		
633098			
<b>All Models Must Confirm OEM Part Number</b>			
Specs: 1.00" Crankshaft, 6" Pulley, Counter Clockwise, 5/8" Belt, 125 ft.lbs torque			



<b>Xtreme No.</b> <b>X0168</b>  	OEM Part No.	Where Used:	Wire Harness
	551054	Free <b>High Torque Cool Coil</b> Upgrade	Integrated Wire  Main Harness Repair Kit: PN: XMC1003 
541001	Turf Ranger SN 0 - 149,999		
541003	Turf Ranger SN 160,000 - 169,999		
541050	Turf Ranger SN 190,000 - 369,999		
542322	Turf Ranger 1800		
543259			
543860			
543862			
<b>All Models Must Confirm OEM Part Number</b>			
Specs: 1.00" Crankshaft, 6.05" Pulley, Counter Clockwise, A/B Belt, 105 ft.lbs torque			



<b>Xtreme No.</b> <b>X0165</b>  	OEM Part No.	Where Used:	Wire Harness
	1-611223	Free <b>High Torque Cool Coil</b> Upgrade	Integrated Wire  Main Harness Repair Kit: PN: XMC1003 
1-603539	Turf Ranger 1800 1st Year Production		
1-611190	Turf Tracer 5 Speed SN 0 - 89,999		
1-603463	Turf Tracer Hydro SN 70,000 - 129,999		
1-601979	Turf Tracer Hydro SN 190,000 - 319,999		
<b>All Models Must Confirm OEM Part Number</b>			
Specs: 1.00" Crankshaft, 6.00" Pulley, Clockwise, 5/8" Belt, 105 ft.lbs torque			







DO NOT use an impact wrench when tightening the mounting bolt. Over tightening the mounting bolt will cause bearing damage. See our installation guide for the proper torque required.







<b>Xtreme No.</b> <b>X0196</b> 	<b>OEM Part No.</b>	<b>Where Used:</b>	<b>Wire Harness</b>
	116277	Free <b>High Torque Cool Coil</b> Upgrade  Too Many to List	Integrated Wire  <b>Main Harness Repair Kit:</b> PN: XMC1003 
Specs: 1.00" Crankshaft, 5.312" Pulley, Clockwise, 5/8" Belt, 110 ft.lbs torque			



<b>Xtreme No.</b> <b>X0462</b> 	<b>OEM Part No.</b>	<b>Where Used:</b>	<b>Wire Harness</b>
	116-1612 109-7669	The Super Smooth " <b>Xtreme Precision</b> " Machined Pulley  Free Heavy Duty " <b>FatBoy Series</b> " Upgrade  Too Many to List	Integrated Wire  <b>Main Harness Repair Kit:</b> PN: XMC1003 
1.125" Crankshaft, 7 13/32" Pulley, Counter Clockwise, 5/8" Belt, 200 ft.lbs torque			

<b>Xtreme No.</b> <b>X0135</b> 	<b>OEM Part No.</b>	<b>Where Used:</b>	<b>Wire Harness</b>
	103-0660 1-641213	The Super Smooth " <b>Xtreme Precision</b> " Machined Pulley  Free Heavy Duty " <b>FatBoy Series</b> " Upgrade  Too Many to List	Integrated Wire  <b>Main Harness Repair Kit:</b> PN: XMC1003 
Specs: 1.0" Crankshaft, 6.313" Pulley, Clockwise, 5/8" Belt, 200 ft.lbs torque			



<b>Xtreme No.</b> <b>X0041</b> 	<b>OEM Part No.</b>	<b>Where Used:</b>	<b>Wire Harness</b>
	94-6136	The Super Smooth " <b>Xtreme Precision</b> " Machined Pulley  Too Many to List	Integrated Wire  <b>Main Harness Repair Kit:</b> PN: XMC1003 
Specs: 1.00" Crankshaft, 5.35" Pulley, Counter Clockwise, A/B Belt, 105 ft.lbs torque			

<b>Xtreme No.</b> <b>X0238</b> 	<b>OEM Part No.</b>	<b>Where Used:</b>	<b>Wire Harness</b>
	109-6627 109-6626 103-0083 103-0011	UpGraded to 3 Layer " <b>Xtreme TOUGH</b> " Integrated Connector  Front Runner Air Cooled sn 600,000 and Up  Front Runner Diesel sn 600,000 and Up	<b>Free Upgrade:</b> Integrated Water Tight Wire Harness  <b>Main Harness Repair Kit:</b> PN: XMC1003 
	<b>All Models Must Confirm OEM Part Number</b>		
Specs: 1.125" Crankshaft, Double Pulley, Clockwise, A-A Cog Belt, 200 ft.lbs torque			



<b>Xtreme No.</b> <b>X0224</b> 	OEM Part No.	Where Used:	Wire Harness
	5100875 5100875S 5100875SM	The Super Smooth " <b>Xtreme Precision</b> " Machined Pulley IS2000Z Series IS3100Z Series	Integrated Wire
	Note: Some serial numbers use a Spring Stop clutch Please check clutch before ordering		<b>Main Harness Repair Kit:</b> PN: XMC1003 
<b>All Models Must Confirm OEM Part Number</b>			
Specs: 1.125" Crankshaft, 7.00" Pulley, Counter Clockwise, 5/8" Belt, 200 ft.lbs torque			



<b>Xtreme No.</b> <b>X0245</b> 	OEM Part No.	Where Used:	Wire Harness
	5100084 5100084S 5100084SM	UpGraded to 3 Layer " <b>Xtreme TOUGH</b> " Integrated Connector Free Heavy Duty " <b>FatBoy Series</b> " Upgrade	<b>Free Upgrade:</b> Integrated Water Tight Wire Harness
	<b>Note: 146 Ferris Models Use this Clutch</b> Evolution 36" & 48" Evolution 52" F50XT Series 36" 19hp & 20hp Kawasaki F150XT Series 52" F200XT Series 61" IS 1500Z Series IS 1500ZX Series IS 2000Z Series DD Series Comfort Control Walk Behind Flail Mower Series Procut S Series		<b>Main Harness Repair Kit:</b> PN: XMC1003 
<b>All Models Must Confirm OEM Part Number</b>			
Specs: 1.125" Crankshaft, 6.00" Pulley, Counter Clockwise, 5/8" Belt, 200 ft.lbs torque			







<b>Xtreme No.</b> <b>X0168</b> 	OEM Part No.	Where Used:	Wire Harness
	5021083 21083 1521083	The Super Smooth " <b>Xtreme Precision</b> " Machined Pulley HydroWalk Series Too Many to List	Integrated Wire
	<b>All Models Must Confirm OEM Part Number</b>		<b>Main Harness Repair Kit:</b> PN: XMC1003 
Specs: 1.00" Crankshaft, 6.05" Pulley, Counter Clockwise, A/B Belt, 105 ft.lbs torque			



<b>Xtreme No.</b> <b>X0354</b> 	<b>OEM Part No.</b>	<b>Where Used:</b>	<b>Wire Harness</b>
	5100915 5100915S 5100915SM	The Super Smooth " <i>Xtreme Precision</i> " Machined Pulley  F50XT Series 48" 27hp Briggs IS 500Z 24hp Only	Integrated Wire  <b>Main Harness Repair Kit:</b> PN: XMC1003 
	<b>All Models Must Confirm OEM Part Number</b>		
	Specs: 1.00" Crankshaft, 6.00" Pulley, Counter Clockwise, 5/8" Belt, 125 ft.lbs torque		



<b>Xtreme No.</b> <b>X0330</b> 	<b>OEM Part No.</b>	<b>Where Used:</b>	<b>Wire Harness</b>
	5101529 5101529S 5101529SM 5101529YP	UpGraded to 3 Layer " <i>Xtreme TOUGH</i> " Integrated Connector  IS500Z Model # 5900704 IS500Z Model # 5900729 IS500Z Model # 5900770 IS500Z Model # 5900841 IS500Z Model # 5900842 IS500Z Model # 5900957 IS500Z Model # 5900958 IS500Z Model # 5900981	<b>Free Upgrade:</b> Integrated Water Tight Wire Harness  <b>Main Harness Repair Kit:</b> PN: XMC1003 
	<b>All Models Must Confirm OEM Part Number</b>		
	Specs: 1.00" Crankshaft, 6.00" Pulley, Counter Clockwise, 5/8" Belt, 125 ft.lbs torque		



<b>Xtreme No.</b> <b>X0165</b>  	<b>OEM Part No.</b>	<b>Where Used:</b>	<b>Wire Harness</b>
	5021823 5021823SM 21823SM 1521823 21823	Free <i>High Torque Cool Coil</i> Upgrade  UltraBelt GD Series 5901012 - 5901014 - 5901015 5901009 - 5901194 5900027 - 5900030 BGF36K - BGF52K	Integrated Wire  <b>Main Harness Repair Kit:</b> PN: XMC1003 
	<b>All Models Must Confirm OEM Part Number</b>		
	Specs: 1.00" Crankshaft, 6.00" Pulley, Clockwise, 5/8" Belt, 105 ft.lbs torque		

<b>Xtreme No.</b> <b>X0254</b> 	<b>OEM Part No.</b>	<b>Where Used:</b>	<b>Wire Harness</b>
	5600213 5022330 5022873 5101790	UpGraded to 3 Layer " <i>Xtreme TOUGH</i> " Integrated Connector  IS4000Z Series	<b>Free Upgrade:</b> Integrated Water Tight Wire Harness  <b>Main Harness Repair Kit:</b> PN: XMC1003
	<b>All Models Must Confirm OEM Part Number</b>		
	Specs: 1.125" Crankshaft, Double Pulley, Clockwise, A Belt, 200 ft.lbs torque		

# Grasshopper









<b>Xtreme No.</b> <b>X0348</b> 	OEM Part No.	Where Used:	Wire Harness
	388750	The Super Smooth "Xtreme Precision" Machined Pulley Model 120 Model 124	Integrated Wire  Main Harness Repair Kit: PN: XMC1003 
<b>All Models Must Confirm OEM Part Number</b>			
Specs: 1.00" Crankshaft, 6.210" Pulley, Counter Clockwise, 5/8" Belt, 125 ft.lbs torque			



<b>Xtreme No.</b> <b>X0043</b> 	OEM Part No.	Where Used:	Wire Harness
	388769 388767 606242	The Super Smooth "Xtreme Precision" Machined Pulley Model 618 Model 620 Model 620T Model 718K Model 720K Model 721D Model 721DT Model 721D2 Model 721DVB Model 721DH2 Model 721G2 Model 722D2 2003-08 Model 722DT6 Model 725DT6 Model 723KH2 Model 725 1996-2002 Model 725 Model 725K Model 725K2 Model 727K2 Model 729 Model 729G2 Model 729T6 Model 928D Model 928D2 1998-Current Model 930D2	Integrated Wire  Main Harness Repair Kit: PN: XMC1003 
Specs: 1.125" Crankshaft, 4.875" Double Pulley, Clockwise, AA Belt, 200 ft.lbs torque			

# Grasshopper






<b>Xtreme No.</b> <b>X0104</b>  	OEM Part No.	Where Used:	Wire Harness
	388740	Free Heavy Duty <b>"FatBoy Series"</b> Upgrade Model 218 Model 430D Model 220 Model 223 Model 225 Model 226V Model 227 Model 321D Model 322D Model 325 Model 329 Model 428D  Note: Our Warner 5218-65 Replacement Does Not Work For these Models	Integrated Wire  <b>Main Harness Repair Kit:</b> PN: XMC1003 
<b>All Models Must Confirm OEM Part Number</b>			
Specs: 1.125" Crankshaft, 6.375" Pulley, Clockwise, 5/8" Belt, 200 ft.lbs torque			



<b>Xtreme No.</b> <b>X0455</b>  	OEM Part No.	Where Used:	Wire Harness
	388760 388761 388795	Free <b>High Torque Cool Coil</b> Upgrade Model 616 Model 618 with 18hp Kohler (1998-2001) Model 718 (2001-2003)	Integrated Wire  <b>Main Harness Repair Kit:</b> PN: XMC1003 
<b>All Models Must Confirm OEM Part Number</b>			
Specs: 1.000" Crankshaft, 4-7/8" Double Pulley, Clockwise, AA Belt, 175 ft.lbs torque			




<b>Xtreme No.</b> <b>X0020</b> 	OEM Part No.	Where Used:	Wire Harness
	388762 604180	UpGraded to 3 Layer <b>"Xtreme TOUGH"</b> Integrated Connector  Too Many to List	<b>Free Upgrade:</b> Integrated Water Tight Wire Harness  <b>Main Harness Repair Kit:</b> PN: XMC1003 
Specs: 1.000" Crankshaft, 4.875" Double Pulley, Clockwise, AA Belt, 200 ft.lbs torque			



# Grasshopper



<b>Xtreme No.</b> <b>X0450</b>  	<b>OEM Part No.</b> 604182 388766	<b>Where Used:</b> Free <b>High Torque Cool Coil</b> Upgrade Model 718K Model 720K	<b>Wire Harness</b> Integrated Wire  <b>Main Harness Repair Kit:</b> PN: XMC1003 
	<b>All Models Must Confirm OEM Part Number</b>		
	Specs: 1.125" Crankshaft, 4.80" Double Pulley, Clockwise, 1/2" Belt, 105 ft.lbs torque		




<b>Xtreme No.</b> <b>X0105</b> 	<b>OEM Part No.</b> 388771	<b>Where Used:</b> The Super Smooth <b>"Xtreme Precision"</b> Machined Pulley  Too Many to List	<b>Wire Harness</b> Integrated Wire  <b>Main Harness Repair Kit:</b> PN: XMC1003 
	Specs: 1.125" Crankshaft, 4.75" Double Pulley, Clockwise, 1/2" Belt, 200 ft.lbs torque		

<b>Xtreme No.</b> <b>X0110</b>  	<b>OEM Part No.</b> 606240	<b>Where Used:</b> UpGraded to 3 Layer <b>"Xtreme TOUGH"</b> Integrated Connector Free <b>High Torque Cool Coil</b> Upgrade  Too Many to List	<b>Wire Harness</b> <b>Free Upgrade:</b> Integrated Water Tight Wire Harness  <b>Main Harness Repair Kit:</b> PN: XMC1003 
	Specs: 1.000" Crankshaft, 4.75" Double Pulley, Clockwise, 1/2" Belt, 175 ft.lbs torque		

<b>Xtreme No.</b> <b>X0328</b> 	<b>OEM Part No.</b> 388764 388765 606239	<b>Where Used:</b> UpGraded to 3 Layer <b>"Xtreme TOUGH"</b> Integrated Connector  Too Many to List	<b>Wire Harness</b> <b>Free Upgrade:</b> Integrated Water Tight Wire Harness  <b>Main Harness Repair Kit:</b> PN: XMC1003 
	Specs: 1.000" Crankshaft, 4.75" Double Pulley, Clockwise, 1/2" Belt, 175 ft.lbs torque		

# Grasshopper



<b>Xtreme No.</b> <b>X0485</b>  	<b>OEM Part No.</b>	<b>Where Used:</b>	<b>Wire Harness</b>
	604183 388768	UpGraded to 3 Layer <b>"Xtreme TOUGH"</b> Integrated Connector  Free <b>High Torque Cool Coil</b> Upgrade  928D 1995-1997	<b>Free Upgrade:</b> Integrated Water Tight Wire Harness  <b>Main Harness Repair Kit:</b> PN: XMC1003 
Specs: 1.125" Crankshaft, 4.69" Double Pulley, Clockwise, 1/2" Belt, 200 ft.lbs torque			

## Installation Tips:



DO NOT use an impact wrench when tightening the mounting bolt. Over tightening the mounting bolt will cause bearing damage. See our installation guide for the proper torque required.



INSPECT the mower electrical system. Sometimes the reason the clutch failed is the mowers electrical system. Most mowers should read between 13.4 vlt DC and 14.2 vlt DC with the engine at full throttle. Anything less or more and the new clutch will fail.

TIP: The easiest place to check system voltage is at the battery with the engine at full RPM's



BURNISH: Don't forget to burnish the new clutch. Burnishing is easy and makes the clutches gripping stronger and prevents armature warping. Burnishing is Xtremely important!





Always check the clutch wire to make sure there will be no rubbing. We supply tie wraps with every clutch to make sure wires are properly secured and protected.







Always replace the clutch bolt if possible. If not, make sure the bolt is clean and free of any oil. Carburetor cleaner works great for removing oily residue.





NEW ENGINE? Make sure the crankshaft length and HP are exactly the same. If not, give our free engineering support a call.



<b>Xtreme No.</b> <b>X0005</b> 	OEM Part No.	Where Used:	Wire Harness
	00191700	The Super Smooth <i>"Xtreme Precision"</i> Machined Pulley ZT Series PM Series GR Series HE Series HR Series	Integrated Wire  Main Harness Repair Kit: PN: XMC1003 
<p><b>* IMPORTANT NOTE: All Series must confirm Part Number or Clutch Number.</b></p> <p>Specs: 1.00" Crankshaft, 6.00" Pulley, Counter Clockwise, A/B Belt, 125 ft.lbs torque</p>			



<b>Xtreme No.</b> <b>X0041</b> 	OEM Part No.	Where Used:	Wire Harness
	09225400 092026 092080 092254	The Super Smooth <i>"Xtreme Precision"</i> Machined Pulley Pro 300 Series PM Series	Integrated Wire  Main Harness Repair Kit: PN: XMC1003 
<p><b>* IMPORTANT NOTE: All Series must confirm Part Number or Clutch Number.</b></p> <p>Specs: 1.125" Crankshaft, 5.345" Pulley, Counter Clockwise, A/B Belt, 175 ft.lbs torque</p>			




<b>Xtreme No.</b> <b>X0020</b> 	OEM Part No.	Where Used:	Wire Harness
	00554300 00574100 554300 574100	The Super Smooth <i>"Xtreme Precision"</i> Machined Pulley Too Many to List	Integrated Wire  Main Harness Repair Kit: PN: XMC1003 
<p>Specs: 1.000" Crankshaft, 4.875" Double Pulley, Clockwise, 1/2" Belt, 175 ft.lbs torque</p>			

<b>Xtreme No.</b> <b>X0226</b> 	OEM Part No.	Where Used:	Wire Harness
	00697900	The Super Smooth <i>"Xtreme Precision"</i> Machined Pulley Rapid XZ Series Model 990100 Model 990101 Model 990102	Integrated Wire  Main Harness Repair Kit: PN: XMC1003 
<p><b>All Models Must Confirm OEM Part Number</b></p> <p>Specs: 1.125" Crankshaft, 4.875" Double Pulley, Clockwise, 1/2" Belt, 200 ft.lbs torque</p>			





<b>Xtreme No. X0003</b> 	<b>OEM Part No.</b>	<b>Where Used:</b>	<b>Wire Harness</b>
	03643100	UpGraded to 3 Layer <b>"Xtreme TOUGH"</b> Integrated Connector ZT Series Mini ZT Series Sport ZT Series GLT 440 GLT 448 1440 Series	<b>Free Upgrade:</b> Integrated Water Tight Wire Harness  <b>Main Harness Repair Kit:</b> PN: XMC1003 
	<b>* IMPORTANT NOTE: All Series must confirm Part Number or Clutch Number.</b>		
	Specs: 1.00" Crankshaft, 5.375" Pulley, Counter Clockwise, 5/8" Belt, 80 ft.lbs torque		



<b>Xtreme No. X0317</b> 	<b>OEM Part No.</b>	<b>Where Used:</b>	<b>Wire Harness</b>
	03357900 03361100 AR-33579	The Super Smooth <b>"Xtreme Precision"</b> Machined Pulley ZT Series Pro 250 Series Pro 300 Series ProMaster Series PM Series GLT Series	Integrated Wire  <b>Main Harness Repair Kit:</b> PN: XMC1003 
	<b>* IMPORTANT NOTE: All Series must confirm Part Number or Clutch Number.</b>		
	Specs: 1.00" Crankshaft, 5.375" Pulley, Counter Clockwise, A/B Belt, 175 ft.lbs torque		




<b>Xtreme No. X0044</b>  	<b>OEM Part No.</b>	<b>Where Used:</b>	<b>Wire Harness</b>
	09232700 00389900 09208000 09266700	Free Heavy Duty <b>"FatBoy Series"</b> Upgrade PM 252Z Series PM Series ZT 2050	Integrated Wire  <b>Main Harness Repair Kit:</b> PN: XMC1003 
	<b>* IMPORTANT NOTE: All Series must confirm Part Number or Clutch Number.</b>		
	Specs: 1.125" Crankshaft, 6.00" Pulley, Counter Clockwise, 5/8" Belt, 200 ft.lbs torque		









DO NOT use an impact wrench when tightening the mounting bolt. Over tightening the mounting bolt will cause bearing damage. See our installation guide for the proper torque required.




Xtreme No. <b>X0367</b>	OEM Part No.	Where Used:	Wire Harness
	03368000 00385500	The Super Smooth <b>"Xtreme Precision"</b> Machined Pulley  ZT2552 HD ZT2760 HD ZT2444 HD 24 (Briggs) ZT2648 HD 26 (Briggs)  ZT1844 XL ZT2148 XL ZT2044 XL ZT2044 XLP ZT2348XLP ZT2348 XL ZT2348 XLP	Integrated Wire           
	<b>All Models Must Confirm OEM Part Number</b>		<b>Main Harness Repair Kit:</b> <b>PN: XMC1003</b> 
Specs: 1.00" Crankshaft, 6.25" Offset Pulley, Counter Clockwise, 5/8" Belt, 125 ft.lbs torque			



Xtreme No. <b>X0386</b>	OEM Part No.	Where Used:	Wire Harness
	02999900	The Super Smooth <b>"Xtreme Precision"</b> Machined Pulley  PM44Z PM48Z ZT2444 HD ZT2648 HD HR 1536FX HR 1536FXP HE 1748FX HE 1748FXP HE 1952FL HE 1952FLP	Integrated Wire           
	<b>All Models Must Confirm OEM Part Number</b>		<b>Main Harness Repair Kit:</b> <b>PN: XMC1003</b> 
Specs: 1.00" Crankshaft, 6.25" Offset Pulley, Counter Clockwise, 5/8" Belt, 125 ft.lbs torque			





Xtreme No. <b>X0219</b>	OEM Part No.	Where Used:	Wire Harness
  	00462500 462500	Upgraded to 3 Layer <b>"Xtreme TOUGH"</b> Integrated Connector  Free Heavy Duty <b>"FatBoy Series"</b> Upgrade   <b>Used on 94 Models</b> PM -Series Mowers Pro Master Series Mowers	<b>Free Upgrade:</b> Integrated Water Tight Wire Harness
	<b>All Models Must Confirm OEM Part Number</b>		<b>Main Harness Repair Kit:</b> <b>PN: XMC1003</b> 
Specs: 1.00" Crankshaft, 6.25" Offset Pulley, Counter Clockwise, 5/8" Belt, 125 ft.lbs torque			




<b>Xtreme No. X0186</b>  	<b>OEM Part No.</b>	<b>Where Used:</b>	<b>Wire Harness</b>
	04915400 59003000 044631 49154-AR 21270100 052632 00092453	Free <b>High Torque Cool Coil</b> Upgrade ZT 1640 - ZT 1844 - ZT 1944 ZT 2048 - ZT 2252 - ZT 2352 GR Series Walk Behinds HR Series Walk Behinds Pro Series Walk Behinds Pro Master 34Z Pro Master 144Z Pro Master 44Z	Integrated Pigtail
	<b>All Models Must Confirm OEM Part Number</b>		<b>Main Harness Repair Kit: PN: XMC1003</b> 
Specs: 1.00" Crankshaft, 6.03" Pulley, Counter Clockwise, A/B Belt, 105 ft.lbs torque			




<b>Xtreme No. X0196</b>  	<b>OEM Part No.</b>	<b>Where Used:</b>	<b>Wire Harness</b>
	03450500 050236	Free <b>High Torque Cool Coil</b> Upgrade GEM Series Tractor Models: 49065 - 50267 - 52271 - 52628 52626 - 51385 - 513386 - 52627 934010 - 934011 - 934012 - 934013 934014 - 934016 - 934017 - 934018 - 934022	Integrated Pigtail
	<b>All Models Must Confirm OEM Part Number</b>		<b>Main Harness Repair Kit: PN: XMC1003</b> 
Specs: 1.00" Crankshaft, 5.35" Pulley, Clockwise, 1/2" Belt, 105 ft.lbs torque			





<b>Xtreme No. X0450</b>  	<b>OEM Part No.</b>	<b>Where Used:</b>	<b>Wire Harness</b>
	03090800 30908	Free <b>High Torque Cool Coil</b> Upgrade  GT600 Model 987104	Integrated Pigtail
	<b>All Models Must Confirm OEM Part Number</b>		<b>Main Harness Repair Kit: PN: XMC1003</b> 
Specs: 1.125" Crankshaft, 4.80" Double Pulley, Clockwise, 1/2" Belt, 105 ft.lbs torque			



<b>Xtreme No. X0382</b> 	<b>OEM Part No.</b>	<b>Where Used:</b>	<b>Wire Harness</b>
	00867200	The Super Smooth " <b>Xtreme Precision</b> " Machined Pulley  PM34M PM44M	Integrated Pigtail
	<b>All Models Must Confirm OEM Part Number</b>		<b>Main Harness Repair Kit: PN: XMC1003</b> 
Specs: 1.125" Crankshaft, 6.2" Pulley, Counter Clockwise, A/B Belt, 125 ft.lbs torque			




<b>Xtreme No. X0002</b>    	OEM Part No.	Where Used:	Wire Harness
	03601800	Free <b>High Torque Cool Coil</b> Upgrade GLT 440 GLT 448	<b>Free Upgrade:</b> Integrated Water Tight Wire Harness  <b>Main Harness Repair Kit:</b> PN: XMC1003  
	<b>All Models Must Confirm OEM Part Number</b>		 Specs: 1.00" Crankshaft, 5.35" Pulley, Counter Clockwise, A/B Belt, 60 ft.lbs torque



<b>Xtreme No. X0088</b>  	OEM Part No.	Where Used:	Wire Harness
	03292300 00617400	The Super Smooth " <b>Xtreme Precision</b> " Machined Pulley 1734ZT 2040ZT 2040YJ 2250ZT 2350ZT 2550YJ ZTXL 1734	Integrated Wire   <b>Main Harness Repair Kit:</b> PN: XMC1003  
	<b>All Models Must Confirm OEM Part Number</b>		 Specs: 1.00" Crankshaft, 5.35" Offset Pulley, Counter Clockwise, A/B Belt, 80 ft.lbs torque



<b>Xtreme No. X0117</b>  	OEM Part No.	Where Used:	Wire Harness
	52711900 51516400 52712000 02763200	The Super Smooth " <b>Xtreme Precision</b> " Machined Pulley 10528 RER Hydro 1028 RER Hydro Sport ZT 1232 1232 RER Hydro	Integrated Pigtail   <b>Main Harness Repair Kit:</b> PN: XMC1003  
	<b>All Models Must Confirm OEM Part Number</b>		 Specs: 1.00" Crankshaft, Hub, Counter Clockwise, 80 ft.lbs torque



<b>Xtreme No. X0126</b>    	OEM Part No.	Where Used:	Wire Harness
	00274100	Free Heavy Duty " <b>FatBoy Series</b> " Upgrade  Too Many to List	Integrated Wire   <b>Main Harness Repair Kit:</b> PN: XMC1003  
	<b>All Models Must Confirm OEM Part Number</b>		 Specs: 1.125" Crankshaft, 6.05" Pulley, Counter Clockwise, A/B Belt, 200 ft.lbs torque




<b>Xtreme No. X0480</b> 	<b>OEM Part No.</b>	<b>Where Used:</b>	<b>Wire Harness</b>
	09049000	The Super Smooth <i>"Xtreme Precision"</i> Machined Pulley PM-350 990003 990004 990300	Integrated Wire  <b>Main Harness Repair Kit: PN: XMC1003</b>
	<b>All Models Must Confirm OEM Part Number</b>		
	Specs: 1.00" Crankshaft, Double Pulley, Clockwise, A Belt, 200 ft.lbs torque		



<b>Xtreme No. X0145</b>  	<b>OEM Part No.</b>	<b>Where Used:</b>	<b>Wire Harness</b>
	047004 21040300	Free <i>High Torque Cool Coil</i> Upgrade PM300 18-H PM300 20-H Kohler PM300 20-H Onan	Integrated Wire  <b>Main Harness Repair Kit: PN: XMC1003</b>
	<b>All Models Must Confirm OEM Part Number</b>		
	Specs: 1.125" Crankshaft, 6.0d" Pulley, Counter Clockwise, A/B Belt, 105 ft.lbs torque		



<b>Xtreme No. X0380</b> 	<b>OEM Part No.</b>	<b>Where Used:</b>	<b>Wire Harness</b>
	00605200	The Super Smooth <i>"Xtreme Precision"</i> Machined Pulley PM144M XDZ PM148M XDZ PM152M XDZ PM160M	Integrated Wire  <b>Main Harness Repair Kit: PN: XMC1003</b>
	<b>All Models Must Confirm OEM Part Number</b>		
	Specs: 1.125" Crankshaft, 6.15" Pulley, Counter Clockwise, A/B Belt, 125 ft.lbs torque		




<b>Xtreme No. X0127</b> 	<b>OEM Part No.</b>	<b>Where Used:</b>	<b>Wire Harness</b>
	00480600	The Super Smooth <i>"Xtreme Precision"</i> Machined Pulley ZT1634 ZT1734 ZT1840 ZT2040 ZT2250 ZT2350 ZT2450 ZT2550 HVZ 1840	Integrated Wire  <b>Main Harness Repair Kit: PN: XMC1003</b>
	<b>All Models Must Confirm OEM Part Number</b>		
	Specs: 1.00" Crankshaft, 5.35" Offset Pulley, Counter Clockwise, A/B Belt, 125 ft.lbs torque		




<b>Xtreme No. X0359</b> 	<b>OEM Part No.</b>	<b>Where Used:</b>	<b>Wire Harness</b>
	GDA10017 D38155	The Super Smooth " <b>Xtreme Precision</b> " Machined Pulley Super Surfer Series II - All Units Except Kawasaki Kai Chariot Kawasaki 17hp & 25hp Chariot Kawasaki 19hp 2001-04 Chariot Kawasaki 23hp 2001-2008 Chariot Kohler 25hp Chariot LX Kawasaki 17hp & 25hp Chariot LX Kawasaki 19hp 2001-04 Chariot LX Kawasaki 23hp 2001-2008 Chariot LX Kohler 25hp Chariot Junior and Senior Scamper HG Models: All	Integrated Wire
	<b>All Models Must Confirm OEM Part Number</b>		<b>Main Harness Repair Kit: PN: XMC1003</b> 
	Specs: 1.00" Crankshaft, 6.00" Pulley, Counter Clockwise, A/B Belt, 125 ft.lbs torque		




<b>Xtreme No. X0044</b>  	<b>OEM Part No.</b>	<b>Where Used:</b>	<b>Wire Harness</b>
	GDA10122	Free Heavy Duty " <b>FatBoy Series</b> " Upgrade Chariot Kohler 26hp, 27hp & 28hp Chariot LX Kohler 26hp, 27hp & 28hp Chariot Briggs & Stratton 23hp Vanguard Chariot Briggs & Stratton 26hp	Integrated Wire
	<b>All Models Must Confirm OEM Part Number</b>		<b>Main Harness Repair Kit: PN: XMC1003</b> 
	Specs: 1.125" Crankshaft, 6.05 Pulley, Counter Clockwise, A/B Belt, 200 ft.lbs torque		




<b>Xtreme No. X0372</b> 	<b>OEM Part No.</b>	<b>Where Used:</b>	<b>Wire Harness</b>
	TCA16667	The Super Smooth " <b>Xtreme Precision</b> " Machined Pulley Super Surfer Models Super Surfer II Models	Integrated Wire
	<b>All Models Must Confirm OEM Part Number</b>		<b>Main Harness Repair Kit: PN: XMC1003</b> 
	Specs: 1.125" Crankshaft, 7.00" Pulley, Counter Clockwise, 5/8" Belt, 125 ft.lbs torque		



<b>Xtreme No. X0371</b> 	<b>OEM Part No.</b>	<b>Where Used:</b>	<b>Wire Harness</b>
	TCA15119 TCA16538 TCA16665	The Super Smooth " <b>Xtreme Precision</b> " Machined Pulley Too Many to List	Integrated Wire
	<b>All Models Must Confirm OEM Part Number</b>		<b>Main Harness Repair Kit: PN: XMC1003</b> 
	Specs: 1.125" Crankshaft, 6.30" Offset Pulley, Counter Clockwise, A/B Belt, 125 ft.lbs torque		



<b>Xtreme No.</b> <b>X0168</b>  	<b>OEM Part No.</b>	<b>Where Used:</b>	<b>Wire Harness</b>
	D18000	Free <i>High Torque Cool Coil</i> Upgrade  Chariot Kohler 25hp	Integrated Wire
	<b>All Models Must Confirm OEM Part Number</b>		<b>Main Harness Repair Kit:</b> <b>PN: XMC1003</b> 
Specs: 1.00" Crankshaft, 6.03" Pulley, Counter Clockwise, A/B Belt, 105 ft.lbs torque			



<b>Xtreme No.</b> <b>X0049</b>  	<b>OEM Part No.</b>	<b>Where Used:</b>	<b>Wire Harness</b>
	180265	Free Heavy Duty <i>"FatBoy Series"</i> Upgrade  Too Many to List	Integrated Wire
	<b>All Models Must Confirm OEM Part Number</b>		<b>Main Harness Repair Kit:</b> <b>PN: XMC1003</b> 
Specs: 1.125" Crankshaft, 6.30" Pulley, Clockwise, A/B Belt, 200 ft.lbs torque			

<b>Xtreme No.</b> <b>X0219</b>  	<b>OEM Part No.</b>	<b>Where Used:</b>	<b>Wire Harness</b>
	00462500	Free Heavy Duty <i>"FatBoy Series"</i> Upgrade  Too Many to List	Integrated Wire
	<b>All Models Must Confirm OEM Part Number</b>		<b>Main Harness Repair Kit:</b> <b>PN: XMC1003</b> 
Specs: 1.125" Crankshaft, 6.30" Pulley, Counter Clockwise, A/B Belt, 200 ft.lbs torque			

<b>Xtreme No.</b> <b>X0353</b>  	<b>OEM Part No.</b>	<b>Where Used:</b>	<b>Wire Harness</b>
	TCA14535	The Super Smooth <i>"Xtreme Precision"</i> Machined Pulley  Too Many to List	Integrated Wire
	<b>All Models Must Confirm OEM Part Number</b>		<b>Main Harness Repair Kit:</b> <b>PN: XMC1003</b> 
Specs: 1.125" Crankshaft, 6.30" Pulley, Clockwise, A/B Belt, 125 ft.lbs torque			

<b>Xtreme No.</b> <b>X0015</b> 	OEM Part No.	Where Used:	Wire Harness
	539109580 539 10 95-80 109580 539102603 539 10 26-03 102603	Free Heavy Duty <b>"FatBoy Series"</b> Upgrade ZTH5225A 2000-2006 ZTH5223A 2000-2006	Integrated Wire  Main Harness Repair Kit: PN: XMC1003 
Specs: 1.125" Crankshaft, 6.2" Pulley, Clockwise, 5/8" Belt, 175 ft.lbs torque			

<b>Xtreme No.</b> <b>X0315</b> 	OEM Part No.	Where Used:	Wire Harness
	539104515 539 10 45-15 104515	Free Heavy Duty <b>"FatBoy Series"</b> Upgrade ZTH5221KAA ZTH5223KOA(and -KOLA) ZTH5223KAA ZTH5225KAA ZTH5225KOA	Integrated Wire  Main Harness Repair Kit: PN: XMC1003 
<b>All Models Must Confirm OEM Part Number</b>			
Specs: 1.125" Crankshaft, 6.313" Pulley, Counter Clockwise, 5/8" Belt, 175 ft.lbs torque			

<b>Xtreme No.</b> <b>X0319</b> 	OEM Part No.	Where Used:	Wire Harness
	539105406 539 10 54-06 105406	UpGraded to 3 Layer <b>"Xtreme TOUGH"</b> Integrated Connector iZ 52 - iZ 61 LZ 25 - LZ 30 LZ 5225 - LZ 5227 LZ 6123 - LZ 6125 LZ 6127 - LZ 6130 LZ 7227 - LZ 7230 LZC 5225 - LZC 5227 LTH 5221 - LTH 5223 LZF 5227 - LZF 6127 LZC6130	Free Upgrade: Integrated Water Tight Wire Harness  Main Harness Repair Kit: PN: XMC1003 
Specs: 1.125" Crankshaft, 6-5/8" Pulley, Counter Clockwise, 5/8" Belt, 200 ft.lbs torque			

## Need Help Finding the Right Clutch?







Find the clutch part number located on the clutch. Then, use our Easy Xross Reference in Section 1



Locate the machine model & serial number, and use the internet to find the correct part number.



Call your distributor with the machine model and serial number







<b>Xtreme No.</b> <b>X0003</b> 	<b>OEM Part No.</b> 532160889 532 16 08-89 160889	<b>Where Used:</b> The Super Smooth " <i>Xtreme Precision</i> " Machined Pulley LTH130 - LTH140 LTH150 - LTH160 LTH15 - LTH145 YTH1542A - YTH1542B YTH1542D - YTH1542E YTH1746A - YTH1746B YTHK1542A - YTHK1542B YTHK1746B	<b>Wire Harness</b> Integrated Wire
<b>All Models Must Confirm OEM Part Number</b>			<b>Main Harness Repair Kit:</b> PN: XMC1003 
Specs: 1.00" Crankshaft, 5.250" Pulley, Counter Clockwise, 80 ft.lbs torque			

<b>Xtreme No.</b> <b>X0002</b> 	<b>OEM Part No.</b> 532145028 532 14 50-28 145028	<b>Where Used:</b> The Super Smooth " <i>Xtreme Precision</i> " Machined Pulley YTKH1542XPA YTKH1542XPB YTKH1542XPC YTH 180 954140010E 1998-2006 GTVH200 1998-2010 GTVH205 1999-2010 YTH1342XP YTH1542XPA YTH1542XPB YTH1542XPC YTH1542XPD YTH1542XPE YTH1542XPF YTH1542XPG YTH2046A - YTH2046B	<b>Wire Harness</b> Integrated Wire
<b>All Models Must Confirm OEM Part Number</b>			<b>Main Harness Repair Kit:</b> PN: XMC1003 
Specs: 1.00" Crankshaft, 5.250" Pulley, Counter Clockwise, A/B Belt, 60 ft.lbs torque			

<b>Xtreme No.</b> <b>X0350</b> 	<b>OEM Part No.</b> 539114595 539 11 45-95 114595	<b>Where Used:</b> The Super Smooth " <i>Xtreme Precision</i> " Machined Pulley EZ4624 EZ5226 EZ5426 EZ17 EZ21	<b>Wire Harness</b> Integrated Wire
<b>All Models Must Confirm OEM Part Number</b>			<b>Main Harness Repair Kit:</b> PN: XMC1003 
Specs: 1.000" Crankshaft, 5-1/4" Pulley, Counter Clockwise, A/B Belt, 105 ft.lbs torque			

 <b>Xtreme No. X0258</b>	OEM Part No.	Where Used:	Wire Harness
	539132733 539 13 27-33 132733	UpGraded to 3 Layer <b>"Xtreme TOUGH"</b> Integrated Connector MZ6125 2003-2008 MZ7227 2003-2008	<b>Free Upgrade:</b> Integrated Water Tight Wire Harness  <b>Main Harness Repair Kit:</b> PN: XMC1003 
<b>All Models Must Confirm OEM Part Number</b>			
Specs: 1.00" Crankshaft, 6.212" Pulley, Counter Clockwise, 5/8" Belt, 200 ft.lbs torque			



 <b>Xtreme No. X0373</b>	OEM Part No.	Where Used:	Wire Harness
	539132732 539 13 27-32 132732	UpGraded to 3 Layer <b>"Xtreme TOUGH"</b> Integrated Connector FD52M 2002-2010 MZ25 2003-2010 MZ5225 2003-2008 MZ5226 2003-2010	<b>Free Upgrade:</b> Integrated Water Tight Wire Harness  <b>Main Harness Repair Kit:</b> PN: XMC1003 
<b>All Models Must Confirm OEM Part Number</b>			
Specs: 1.00" Crankshaft, 6.300" Pulley, Counter Clockwise, 5/8" Belt, 125 ft.lbs torque			



 <b>Xtreme No. X0260</b>	OEM Part No.	Where Used:	Wire Harness
	574607001 574 60 70-01 607001	UpGraded to 3 Layer <b>"Xtreme TOUGH"</b> Integrated Connector MZ28ZT 2002-11 MZ28 T 2001-11 MZ5225ZT 2009-2011 MZ5424S 2009-2011 MZ6128ZT 2009-2011	<b>Free Upgrade:</b> Integrated Water Tight Wire Harness  <b>Main Harness Repair Kit:</b> PN: XMC1003 
<b>All Models Must Confirm OEM Part Number</b>			
Specs: 1.00" Crankshaft, 6.212" Pulley, Counter Clockwise, 5/8" Belt, 200 ft.lbs torque			



## Installation Tips:



DO NOT use an impact wrench when tightening the mounting bolt. Over tightening the mounting bolt will cause bearing damage. See our installation guide for the proper torque required.

<b>Xtreme No. X0348</b> 	<b>OEM Part No.</b>	<b>Where Used:</b>	<b>Wire Harness</b>
	539105804 539 10 58-04 105804 539118768 539 11 87-68 118768	CZ4815KAA CZ4817KOA CZ4818BIA IZ4217 - IZ4217TSKAA IZ4819 - IZ4819TSKAA IZ5223TSKAA IZ6123TSKAA	Integrated Wire
	<b>All Models Must Confirm OEM Part Number</b>		<b>Main Harness Repair Kit: PN: XMC1003</b> 
	Specs: 1.00" Crankshaft, 6.300" Pulley, Counter Clockwise, 5/8" Belt, 125 ft.lbs torque		

<b>Xtreme No. X0206</b> 	<b>OEM Part No.</b>	<b>Where Used:</b>	<b>Wire Harness</b>
	539106880 539 10 68-80 106880	IZ21 - IZ21C IZ4217 - IZ4218 IZ4817 - IZ4818 IZ4819 - IZ4821 IZ5221 - IZ5223 IZ6123 IZC5221 - IZC5223	Free Upgrade: Integrated Water Tight Wire Harness
	<b>All Models Must Confirm OEM Part Number</b>		<b>Main Harness Repair Kit: PN: XMC1003</b> 
	Specs: 1.00" Crankshaft, 6.120" Pulley, Counter Clockwise, 5/8" Belt, 200 ft.lbs torque		



<b>Xtreme No. X0332</b> 	<b>OEM Part No.</b>	<b>Where Used:</b>	<b>Wire Harness</b>
	505287301 505 28 73-01 287301	EZ22 CE 2008-10 EZ4824 BF 2003-2010 EZ4824 2009 EZ5221 2009-11 EZ5226 2009-11 LSZ4622 2008-11 LSZ5422 2008-11 LSZ5424 2008-11 RZ4219 2001-09 RZ4219 F & BF 2001-10 RZ4619 2001-10 RZ4620 2001-09 RZ4621 BF 2003-10 RZ4623 2003-11 RZ5422 2001-10	Integrated Wire
	<b>All Models Must Confirm OEM Part Number</b>		<b>Main Harness Repair Kit: PN: XMC1003</b> 
	Specs: 1.00" Crankshaft, 5.425" Pulley, Counter Clockwise, A/B Belt, 105 ft.lbs torque		



Xtreme No.	OEM Part No.	Where Used:	Wire Harness
<b>X0167</b> 	532174367	Free <b>High Torque Cool Coil</b> Upgrade YTH 1848 Series YTH 2048 A YTH 2148 Series YTH 2448 Series YTKH 1848 XPC	Integrated Wire
	532 17 43-67		Main Harness Repair Kit: PN: XMC1003 
174367			
Specs: 1.00" Crankshaft, 6.05" Pulley, Counter Clockwise, A-B Belt, 105 ft.lbs torque			



Xtreme No.	OEM Part No.	Where Used:	Wire Harness
<b>X0184</b> 	532108218	Free <b>High Torque Cool Coil</b> Upgrade GT160 HVGTV 160 AR LT 125 YT125 YT140 H - YT142 YT161 H YTH 1120-14	Integrated Wire
	532 10 82-18		Main Harness Repair Kit: PN: XMC1003 
	108218X		
	532142600		
	532 14 26-00		
	142600		
137140			
All Models Must Confirm OEM Part Number			
Specs: 1.00" Crankshaft, 5.375" Pulley, Counter Clockwise, A-B Belt, 105 ft.lbs torque			



Xtreme No.	OEM Part No.	Where Used:	Wire Harness
<b>X0191</b> 	532174509	Free <b>High Torque Cool Coil</b> Upgrade GTH2250A - B - C - XPA GTH2550A - B - XPB GT200 Series (1996-2012) GTH200 Series (1998-2007) GTH220 Series (1995-2011) GTH2350 GTH225 GTH250	Integrated Wire
	532 17 45-09		Main Harness Repair Kit: PN: XMC1003 
	174509		
	532140923		
	532 14 09-23		
	140923		
	532170056		
	532 17 00-56		
	170056		
532150283			
532 15 02-83			
All Models Must Confirm OEM Part Number			
Specs: 1.125" Crankshaft, 5.320" Offset Pulley, Counter Clockwise, A-B Belt, 105 ft.lbs			




Xtreme No.	OEM Part No.	Where Used:	Wire Harness
<b>X0168</b> 	532109550	Free <b>High Torque Cool Coil</b> Upgrade GT 180 (1990-2011) HVGTK 1180 AR	Integrated Wire
	532917063		Main Harness Repair Kit: PN: XMC1003 
	109550X		
	917063		
All Models Must Confirm OEM Part Number			
Specs: 1.00" Crankshaft, 6.03" Pulley, Counter Clockwise, A/B Belt, 105 ft.lbs torque			




<b>Xtreme No. X0041</b> 	<b>OEM Part No.</b> 539128711 539 12 87-11 128711	<b>Where Used:</b> The Super Smooth <i>"Xtreme Precision"</i> Machined Pulley  Too Many to List	<b>Wire Harness</b> Integrated Wire  Main Harness Repair Kit: PN: XMC1003 
	Specs: 1.125" Crankshaft, 5.320" Pulley, Counter Clockwise, A-B Belt, 200 ft.lbs torque		




<b>Xtreme No. X0119</b> 	<b>OEM Part No.</b> 532167162 532 16 71-62 167162	<b>Where Used:</b> The Super Smooth <i>"Xtreme Precision"</i> Machined Pulley  CTH130	<b>Wire Harness</b> Integrated Wire  Main Harness Repair Kit: PN: XMC1003 
	All Models Must Confirm OEM Part Number		
	Specs: 1.000" Crankshaft, 5.20" Pulley, Counter Clockwise, A-B Belt, 80 ft.lbs torque		

<b>Xtreme No. X0121</b> 	<b>OEM Part No.</b> 539120756 539 12 07-56 120756	<b>Where Used:</b> Too Many to List	<b>Wire Harness</b> Integrated Wire  Main Harness Repair Kit: PN: XMC1003 
	Specs: 1.000" Crankshaft, 5.375" Pulley, Counter Clockwise, A-B Belt, 80 ft.lbs torque		

<b>Xtreme No. X0122</b> 	<b>OEM Part No.</b> 539120786 539 12 07-86 120786	<b>Where Used:</b> The Super Smooth <i>"Xtreme Precision"</i> Machined Pulley  EZF3417	<b>Wire Harness</b> Integrated Wire  Main Harness Repair Kit: PN: XMC1003 
	All Models Must Confirm OEM Part Number		
	Specs: 1.000" Crankshaft, 5.375" Pulley, Counter Clockwise, A-B Belt, 105 ft.lbs torque		

Xtreme No.	OEM Part No.	Where Used:	Wire Harness
<b>X0152</b>  	532127170	The Super Smooth " <i>Xtreme Precision</i> " Machined Pulley  Too Many to List	Integrated Wire
	532 12 71-70 127170X 917532127170 133501 110880X		
Specs: 1.125" Crankshaft, 5.375" Pulley, Clockwise, A/B Belt, 175 ft.lbs torque			<b>Main Harness Repair Kit:</b> <b>PN: XMC1003</b> 

Xtreme No.	OEM Part No.	Where Used:	Wire Harness
<b>X0394</b>  	539112233	Free <i>High Torque Cool Coil</i> Upgrade  EZ4216 HO EZ4217 KAA EZ4819 KAA EZ4822 BI EZ4824BI EZ5221 KAA EZ5424 BI EZ5426 BI	Integrated Wire
	539 11 22-33 112233		
All Models Must Confirm OEM Part Number			<b>Main Harness Repair Kit:</b> <b>PN: XMC1003</b> 
Specs: 1.00" Crankshaft, 6.05" Pulley, Counter Clockwise, A/B Belt, 105 ft.lbs torque			

Xtreme No.	OEM Part No.	Where Used:	Wire Harness
<b>X0125</b>  	582948801	Free <i>High Torque Cool Coil</i> Upgrade  Too Many to List	Integrated Wire
	582 94 88-01		
Specs: 1.125" Crankshaft, 6.000" Pulley, Counter Clockwise, A-B Belt, 110 ft.lbs torque			<b>Main Harness Repair Kit:</b> <b>PN: XMC1003</b> 

## Installation Tips:



DO NOT use an impact wrench when tightening the mounting bolt.  
 Over tightening the mounting bolt will cause bearing damage.  
 See our installation guide for the proper torque required.

## Need Help Finding the Right Clutch?



- Find the clutch part number located on the clutch. Then, use our Easy Xross Reference in Section 1
- Locate the machine model & serial number, and use the internet to find the correct part number.
- Call your distributor with the machine model and serial number

## Installation Tips:



DO NOT use an impact wrench when tightening the mounting bolt. Over tightening the mounting bolt will cause bearing damage. See our installation guide for the proper torque required.



INSPECT the mower electrical system. Sometimes the reason the clutch failed is the mowers electrical system. Most mowers should read between 13.4 vlt DC and 14.2 vlt DC with the engine at full throttle. Anything less or more and the new clutch will fail.

TIP: The easiest place to check system voltage is at the battery with the engine at full RPM's



**BURNISH:** Don't forget to burnish the new clutch. Burnishing is easy and makes the clutches gripping stronger and prevents armature warping. Burnishing is Xtremely important!



Always check the clutch wire to make sure there will be no rubbing. We supply tie wraps with every clutch to make sure wires are properly secured and protected.



Always replace the clutch bolt if possible. If not, make sure the bolt is clean and free of any oil. Carburetor cleaner works great for removing oily residue.









**NEW ENGINE?** Make sure the crankshaft length and HP are exactly the same. If not, give our free engineering support a call.




# Hustler/Excel



## FasTrak Series


Xtreme No. X0107	OEM Part No.	Where Used:	Wire Harness
	601325 601325K 603545 603545K	UpGraded to 4 Layer <b>"Xtreme TOUGH"</b> Integrated Connector UpGraded to Xtreme's <b>"Integrated Diode"</b>  Mini FasTrak Series Mini FasTrak 36" Mini FasTrak 42"	<b>Free Upgrade:</b> Integrated Water Tight Wire Harness  <b>Main Harness Repair Kit:</b> PN: XMC1003 
	<b>All Models Must Confirm OEM Part Number</b>		
Specs: 1.00" Crankshaft, 6-3/8" Offset Pulley, Counter Clockwise, 5/8" Belt, 125 ft.lbs torque			

Xtreme No. X0111	OEM Part No.	Where Used:	Wire Harness
	784835 784835K	UpGraded to 4 Layer <b>"Xtreme TOUGH"</b> Integrated Connector UpGraded to Xtreme's <b>"Integrated Diode"</b>  FasTrak 44" - All Engines FasTrak 48" - Model 928267 FasTrak 48" - Model 928275 FasTrak 52" - All Engines FasTrak 54" - Model 928291 FasTrak 54" - Model 928502	<b>Free Upgrade:</b> Integrated Water Tight Wire Harness  <b>Main Harness Repair Kit:</b> PN: XMC1003 
	<b>All Models Must Confirm OEM Part Number</b>		
Specs: 1.00" Crankshaft, 6-3/8" Pulley, Counter Clockwise, 5/8" Belt, 125 ft.lbs torque			

Xtreme No. X0108	OEM Part No.	Where Used:	Wire Harness
	601784 601784K	UpGraded to 4 Layer <b>"Xtreme TOUGH"</b> Integrated Connector UpGraded to Xtreme's <b>"Integrated Diode"</b>  FasTrak 48" - Model 930107 FasTrak 54" - Model 930115 FasTrak 60" - Model 930784 FasTrak 60" - Model 930784	<b>Free Upgrade:</b> Integrated Water Tight Wire Harness  <b>Main Harness Repair Kit:</b> PN: XMC1003 
	<b>All Models Must Confirm OEM Part Number</b>		
Specs: 1.00" Crankshaft, 6-3/8" Offset Pulley, Counter Clockwise, 5/8" Belt, 125 ft.lbs torque			



Xtreme clutches have the Diode built into our waterproof wire harnesses made for these clutches.






The diode's job is to stop electrical current from going backwards into the system when the clutch is shut off. Many mowers put the diode in the main wiring harness.









# Hustler/Excel




## FasTrak Super Duty Series



Xtreme No.	OEM Part No.	Where Used:	Wire Harness
<b>X0111</b> 	784835	UpGraded to our 3 Layer <b>Xtreme TOUGH</b> Integrated Connector  UpGraded to Xtreme's <b>"Integrated Diode"</b>  FasTrak Super Duty 36" serial no. 0 to 07019999 FasTrak Super Duty 42" serial no. 0 to 07019999	<b>Free Upgrade:</b> Integrated Impact Resistant, Water Tight Wire Harness
	784835K		<b>Main Harness Repair Kit:</b> PN: XMC1003 
1.00" Crankshaft, 6-3/8" Offset Pulley, Counter Clockwise, 5/8" Belt, 125 ft.lbs torque			

Xtreme No.	OEM Part No.	Where Used:	Wire Harness
<b>X0107</b> 	601325	UpGraded to our 3 Layer <b>Xtreme TOUGH</b> Integrated Connector  UpGraded to Xtreme's <b>"Integrated Diode"</b>  FasTrak Super Duty 36" serial no. 07020000 and up FasTrak Super Duty 42" serial no. 07020000 and up	<b>Free Upgrade:</b> Integrated Impact Resistant, Water Tight Wire Harness
	603545K 603545 601325K		<b>Main Harness Repair Kit:</b> PN: XMC1003 
1.00" Crankshaft, 6-3/8" Offset Pulley, Counter Clockwise, 5/8" Belt, 125 ft.lbs torque			

Xtreme No.	OEM Part No.	Where Used:	Wire Harness
<b>X0272</b> 	603273	UpGraded to our 3 Layer <b>Xtreme TOUGH</b> Integrated Connector  UpGraded to Xtreme's <b>"Integrated Diode"</b>  FasTrak Super Duty 48" 930123 FasTrak Super Duty 48" 930130 FasTrak Super Duty 54" 930149 FasTrak Super Duty 54" 930156 FasTrak Super Duty 60" 930164 FasTrak Super Duty 60" 930172	<b>Free Upgrade:</b> Integrated, Impact Resistant, Water Tight, Wire Harness
	603273K 601785 601785K 603273K		<b>Main Harness Repair Kit:</b> PN: XMC1003 
1- 1/8" Crankshaft, 6 -3/8" Offset Pulley, Counter Clockwise, 5/8" Belt, 200 ft.lbs torque			





Xtreme No.	OEM Part No.	Where Used:	Wire Harness
<b>X0250</b> 	601326	UpGraded to our 3 Layer <b>Xtreme TOUGH</b> Integrated Connector  UpGraded to Xtreme's <b>"Integrated Diode"</b>  FasTrak Super Duty 48" 928374 FasTrak Super Duty 48" 929778 FasTrak Super Duty 54" 928382 FasTrak Super Duty 54" 929786 FasTrak Super Duty 60" 928481 FasTrak Super Duty 60" 929794	<b>Free Upgrade:</b> Integrated, Impact Resistant, Water Tight, Wire Harness
	601326K		<b>Main Harness Repair Kit:</b> PN: XMC1003 
1- 1/8" Crankshaft, 6 -3/8" Pulley, Counter Clockwise, 5/8" Belt, 200 ft.lbs torque			





# Hustler/Excel











Super Z - Z Series - Z4 Series

Mini Z - Super Mini Z Series - ATZ Series - Xone Series

Xtreme No.	OEM Part No.	Where Used:	Wire Harness
<b>X0246</b>  	787366	UpGraded to 4 Layer <b>"Xtreme TOUGH"</b> Integrated Connector  UpGraded to Xtreme's <b>"Integrated Diode"</b>   Super Z - XR-7 Deck Hustler Z - XR-7 Deck X-One Z4 - All Models ATZ	<b>Free Upgrade:</b> Integrated Impact Resistant, Water Tight Wire Harness  <b>Main Harness Repair Kit:</b> PN: XMC1003 
	787366K		
Specs: 1- 1/8" Crankshaft, 6 -3/8" Pulley, Clockwise, 5/8" Belt, 200 ft.lbs torque			

Xtreme No.	OEM Part No.	Where Used:	Wire Harness
<b>X0243</b>  	781039	UpGraded to 4 Layer <b>"Xtreme TOUGH"</b> Integrated Connector  UpGraded to Xtreme's <b>"Integrated Diode"</b>   Super Z - 52", 60" & 72" Standard Z - 52", 60" & 72" Mini Z Series  Free Heavy Duty <b>"FatBoy Series"</b> Upgrade	<b>Free Upgrade:</b> Integrated Impact Resistant, Water Tight Wire Harness  <b>Main Harness Repair Kit:</b> PN: XMC1003 
	781039K 787408		
Specs: 1- 1/8" Crankshaft, 6 -3/8" Pulley, Clockwise, 5/8" Belt, 200 ft.lbs torque			




Xtreme No.	OEM Part No.	Where Used:	Wire Harness
<b>X0222</b>  	601311	UpGraded to 4 Layer <b>"Xtreme TOUGH"</b> Integrated Connector  UpGraded to Xtreme's <b>"Integrated Diode"</b>   Mini Z 44" & 52" Super Mini Z 44" & 52"  Free Heavy Duty <b>"FatBoy Series"</b> Upgrade	<b>Free Upgrade:</b> Integrated Impact Resistant, Water Tight Wire Harness  <b>Main Harness Repair Kit:</b> PN: XMC1003 
	601311K		
Specs: 1- 1/8" Crankshaft, 6 -3/8" Pulley, Clockwise, 5/8" Belt, 175 ft.lbs torque			




Xtreme No.	OEM Part No.	Where Used:	Wire Harness
<b>X0392</b>  	601278	UpGraded to 4 Layer <b>"Xtreme TOUGH"</b> Integrated Connector  UpGraded to Xtreme's <b>"Integrated Diode"</b>   Super Z 2011 to present FX Series Kawasaki Engines  Free Heavy Duty <b>"FatBoy Series"</b> Upgrade	<b>Free Upgrade:</b> Integrated Impact Resistant, Water Tight Wire Harness  <b>Main Harness Repair Kit:</b> PN: XMC1003 
	601278K		
Specs: 1- 1/8" Crankshaft, 7.150" Pulley, Clockwise, 5/8" Belt, 200 ft.lbs torque			

# Hustler/Excel

## Sport Series




Xtreme No.	OEM Part No.	Where Used:	Wire Harness
<b>X0109</b> 	601801	UpGraded to 4 Layer <b>"Xtreme TOUGH"</b> Integrated Connector	<b>Free Upgrade:</b> Integrated, Impact Resistant, Water Tight, Wire Harness
	601801K	UpGraded to Xtreme's <b>"Integrated Diode"</b> 	
	*see NOTE	Sport 42" 929125 Sport 42" 929463 Sport 42" 929851 Sport 42" 929869 Sport 42" 930198 Sport 42" 930206 Sport 48" 929133 Sport 48" 929471 Sport 48" 930214 Sport 48" 930222 Sport 54" 929596 Sport 54" 930651	<b>Main Harness Repair Kit:</b> PN: XMC1003 
*NOTE Not for use with Briggs & Stratton 26hp Specs: 1" Crankshaft, 5.985" Offset Pulley, Counter Clockwise, 5/8" Belt, 80 ft.lbs torque			

Xtreme No.	OEM Part No.	Where Used:	Wire Harness
<b>X0108</b> 	601784	UpGraded to 4 Layer <b>"Xtreme TOUGH"</b> Integrated Connector	<b>Free Upgrade:</b> Integrated, Impact Resistant, Water Tight, Wire Harness
	601784K	UpGraded to Xtreme's <b>"Integrated Diode"</b> 	
		Sport 42" 929125 26hp Briggs Sport 42" 929463 26hp Briggs Sport 42" 929851 26hp Briggs Sport 42" 929869 26hp Briggs Sport 42" 930206 26hp Briggs Sport 48" 929133 26hp Briggs Sport 48" 929471 26hp Briggs Sport 48" 930222 26hp Briggs Sport 54" 929596 26hp Briggs Sport ALL Models with Kawasaki FR651V	<b>Main Harness Repair Kit:</b> PN: XMC1003 
Specs: 1" Crankshaft, 6.121" Offset Pulley, Counter Clockwise, 5/8" Belt, 125 ft.lbs torque			









Xtreme clutches have the Diode built into our waterproof wire harnesses made for these clutches.










The diode's job is to stop electrical current from going backwards into the system when the clutch is shut off. Many mowers put the diode in the main wiring harness.

## Walk Behinds

Xtreme No.	OEM Part No.	Where Used:	Wire Harness
	601325	UpGraded to Xtreme's <b>"Integrated Diode"</b> 	<b>Free Upgrade:</b> Integrated Impact Resistant, Water Tight Wire Harness
	601325K	TrimStar Kawasaki Engines	
	603545	TrimStar 929232 Kawasaki 15hp	<b>Main Harness Repair Kit:</b> <b>PN: XMC1003</b> 
	603545K	TrimStar 36" 930388 -FS481V FS541V FS600V	
		TrimStar 48" 930396 -FS481V FS541V FS600V	
		TrimStar 54" 930404 -FS481V FS541V FS600V	
		TrimStar 54" 930412 -FS481V FS541V FS600V	
1.00" Crankshaft, 6-3/8" Offset Pulley, Counter Clockwise, 5/8" Belt, 125 ft.lbs torque			

Xtreme No.	OEM Part No.	Where Used:	Wire Harness
	601784	UpGraded to 4 Layer <b>"Xtreme TOUGH"</b> Integrated Connector	<b>Free Upgrade:</b> Integrated Impact Resistant, Water Tight Wire Harness
	601784K	UpGraded to Xtreme's <b>"Integrated Diode"</b> 	
		TrimStar 36" 930388 - Kawasaki FS691V	<b>Main Harness Repair Kit:</b> <b>PN: XMC1003</b> 
		TrimStar 48" 929240 - Kawasaki 17 & 19hp	
		TrimStar 48" 930396 - Kawasaki FS691V	
		TrimStar 54" 929265 - Kawasaki 17 & 19hp	
		TrimStar 54" 930404 - Kawasaki FS691V	
		TrimStar 54" 930412 - Kawasaki FS691V	
1.00" Crankshaft, 6-3/8" Offset Pulley, Counter Clockwise, 5/8" Belt, 125 ft.lbs torque			

Xtreme No.	OEM Part No.	Where Used:	Wire Harness
 	787366	UpGraded to 4 Layer <b>"Xtreme TOUGH"</b> Integrated Connector	<b>Free Upgrade:</b> Integrated Impact Resistant, Water Tight Wire Harness
	787366K	UpGraded to Xtreme's <b>"Integrated Diode"</b> 	
		Free Heavy Duty <b>"FatBoy Series"</b> Upgrade	<b>Main Harness Repair Kit:</b> <b>PN: XMC1003</b> 
		TrimStar 48" 927129 - Kawasaki 23 & 25hp	
		TrimStar 54" 927137 - Kawasaki 23 & 25Hp	
Specs: 1- 1/8" Crankshaft, 6 -3/8" Pulley, Clockwise, 5/8" Belt, 175 ft.lbs torque			

Xtreme No.	OEM Part No.	Where Used:	Wire Harness
	601785	UpGraded to 4 Layer <b>"Xtreme TOUGH"</b> Integrated Connector	<b>Free Upgrade:</b> Integrated Impact Resistant, Water Tight Wire Harness
	601785K	UpGraded to Xtreme's <b>"Integrated Diode"</b> 	
	603273	TrimStar 54" 927273 - Kawasaki 23 & 25Hp	<b>Main Harness Repair Kit:</b> <b>PN: XMC1003</b> 
	603273K	TrimStar 54" 931378 - Kawasaki 23 & 25Hp	
		TrimStar 54" 931386 - Kawasaki 23 & 25Hp	
1- 1/8" Crankshaft, 6 -3/8" Offset Pulley, Counter Clockwise, 5/8" Belt, 200 ft.lbs torque			

## Need Help Finding the Right Clutch?



- Find the clutch part number located on the clutch. Then, use our Easy Xross Reference in Section 1
- Locate the machine model & serial number, and use the internet to find the correct part number.
- Call your distributor with the machine model and serial number

## Installation Tips:



DO NOT use an impact wrench when tightening the mounting bolt. Over tightening the mounting bolt will cause bearing damage. See our installation guide for the proper torque required.



INSPECT the mower electrical system. Sometimes the reason the clutch failed is the mowers electrical system. Most mowers should read between 13.4 vlt DC and 14.2 vlt DC with the engine at full throttle. Anything less or more and the new clutch will fail.

TIP: The easiest place to check system voltage is at the battery with the engine at full RPM's



**BURNISH:** Don't forget to burnish the new clutch. Burnishing is easy and makes the clutches gripping stronger and prevents armature warping. Burnishing is Xtremely important!





Always check the clutch wire to make sure there will be no rubbing. We supply tie wraps with every clutch to make sure wires are properly secured and protected.







Always replace the clutch bolt if possible. If not, make sure the bolt is clean and free of any oil. Carburetor cleaner works great for removing oily residue.







**NEW ENGINE?** Make sure the crankshaft length and HP are exactly the same. If not, give our free engineering support a call.



<b>Xtreme No.</b> <b>X0455</b> 	<b>OEM Part No.</b>	<b>Where Used:</b>	<b>Wire Harness</b>
	C375569	Free <b>High Torque Cool Coil</b> Upgrade  Too Many to List	Integrated Wire  Main Harness Repair Kit: PN: XMC1003 
Specs: 1.000" Crankshaft, 4.875" Double Pulley, Clockwise, AA Belt, 175 ft.lbs torque			



<b>Xtreme No.</b> <b>X0063</b> 	<b>OEM Part No.</b>	<b>Where Used:</b>	<b>Wire Harness</b>
	2722016	The Super Smooth " <b>Xtreme Precision</b> " Machined Pulley  Z Turn 52" Z Turn 61"	Integrated Wire  Main Harness Repair Kit: PN: XMC1003 
Models Must Confirm OEM Part Number			
Specs: 1.125" Crankshaft, 6-5/8" Pulley, Clockwise, 5/8" Belt, 125 ft.lbs torque			



<b>Xtreme No.</b> <b>X0362</b> 	<b>OEM Part No.</b>	<b>Where Used:</b>	<b>Wire Harness</b>
	C48626	The Super Smooth " <b>Xtreme Precision</b> " Machined Pulley  Too Many to List	Integrated Wire  Main Harness Repair Kit: PN: XMC1003 
Specs: 1.125" Crankshaft, 5.355" Pulley, Counter Clockwise, 5/8" Belt, 125 ft.lbs torque			



<b>Xtreme No.</b> <b>X0363</b> 	<b>OEM Part No.</b>	<b>Where Used:</b>	<b>Wire Harness</b>
	C48625	The Super Smooth " <b>Xtreme Precision</b> " Machined Pulley  Too Many to List	Integrated Wire  Main Harness Repair Kit: PN: XMC1003 
Specs: 1.000" Crankshaft, 5.355" Pulley, Counter Clockwise, 5/8" Belt, 125 ft.lbs torque			



<b>Xtreme No.</b> <b>X0153</b> 	<b>OEM Part No.</b>	<b>Where Used:</b>	<b>Wire Harness</b>
	C33198 C47444	Free <b>High Torque Cool Coil</b> Upgrade  Too Many to List	Integrated Wire  Main Harness Repair Kit: PN: XMC1003 
Specs: 1.125" Crankshaft, 5.3" Pulley, Clockwise, A/B Belt, 105 ft.lbs torque			



<b>Xtreme No. X0450</b> 	<b>OEM Part No.</b>	<b>Where Used:</b>	<b>Wire Harness</b>
	C38410 WD-C38410	Free <b>High Torque Cool Coil</b> Upgrade  Too Many to List	Integrated Wire  <b>Main Harness Repair Kit:</b> PN: XMC1003 
	Specs: 1.125" Crankshaft, 4.80" Double Pulley, Clockwise, 1/2" Belt, 105 ft.lbs torque		



<b>Xtreme No. X0185</b> 	<b>OEM Part No.</b>	<b>Where Used:</b>	<b>Wire Harness</b>
	990947	Free <b>High Torque Cool Coil</b> Upgrade  Too Many to List	Integrated Wire  <b>Main Harness Repair Kit:</b> PN: XMC1003 
	Specs: 1.00" Crankshaft, 5.3" Pulley, Counter Clockwise, A/B Belt, 105 ft.lbs torque		



<b>Xtreme No. X0160</b> 	<b>OEM Part No.</b>	<b>Where Used:</b>	<b>Wire Harness</b>
	C33197 C47443	Free <b>High Torque Cool Coil</b> Upgrade  Too Many to List	Integrated Wire  <b>Main Harness Repair Kit:</b> PN: XMC1003 
	Specs: 1.00" Crankshaft, 5.3" Pulley, Counter Clockwise, A/B Belt, 105 ft.lbs torque		



<b>Xtreme No. X0172</b> 	<b>OEM Part No.</b>	<b>Where Used:</b>	<b>Wire Harness</b>
	C48055	Free <b>High Torque Cool Coil</b> Upgrade  Too Many to List	Integrated Wire  <b>Main Harness Repair Kit:</b> PN: XMC1003 
	Specs: 1.000" Crankshaft, 5.5" Pulley, Clockwise, A/B Belt, 125 ft.lbs torque		



<b>Xtreme No. X0252</b> 	<b>OEM Part No.</b>	<b>Where Used:</b>	<b>Wire Harness</b>
	C3440	The Super Smooth " <b>Xtreme Precision</b> " Machined Pulley  Too Many to List	Integrated Wire  <b>Main Harness Repair Kit:</b> PN: XMC1003 
	Specs: 1.125" Crankshaft, 7.4" Pulley, Counter Clockwise, A/B Belt, 200 ft.lbs torque		

<b>Xtreme No.</b> <b>X0414</b> 	<b>OEM Part No.</b>	<b>Where Used:</b>	<b>Wire Harness</b>
	C47445	The Super Smooth " <i>Xtreme Precision</i> " Machined Pulley	Integrated Wire
		Too Many to List	<b>Main Harness Repair Kit:</b> <b>PN: XMC1003</b> 
Specs: 1.000" Crankshaft, 5.375" Pulley, Counter Clockwise, A/B Belt, 125 ft.lbs torque			



<b>Xtreme No.</b> <b>X0413</b> 	<b>OEM Part No.</b>	<b>Where Used:</b>	<b>Wire Harness</b>
	C47449 WD-C47449	Free <i>High Torque Cool Coil</i> Upgrade	Integrated Wire
		Too Many to List	<b>Main Harness Repair Kit:</b> <b>PN: XMC1003</b> 
Specs: 1.125" Crankshaft, Double Pulley, Counter Clockwise, A/B Belt, 125 ft.lbs torque			



<b>Xtreme No.</b> <b>X0439</b> 	<b>OEM Part No.</b>	<b>Where Used:</b>	<b>Wire Harness</b>
	TR104D3334	The Super Smooth " <i>Xtreme Precision</i> " Machined Pulley	Integrated Wire
		Too Many to List	<b>Main Harness Repair Kit:</b> <b>PN: XMC1003</b> 
Specs: 1.000" Crankshaft, 5.375" Pulley, Counter Clockwise, A/B Belt, 80 ft.lbs torque			



<b>Xtreme No.</b> <b>X0440</b> 	<b>OEM Part No.</b>	<b>Where Used:</b>	<b>Wire Harness</b>
	TR105D3462	The Super Smooth " <i>Xtreme Precision</i> " Machined Pulley	Integrated Wire
		Too Many to List	<b>Main Harness Repair Kit:</b> <b>PN: XMC1003</b> 
Specs: 1.000" Crankshaft, 5.2" Pulley, Counter Clockwise, A/B Belt, 80 ft.lbs torque			


<b>Xtreme No.</b> <b>X0442</b> 	<b>OEM Part No.</b>	<b>Where Used:</b>	<b>Wire Harness</b>
	TR94D2190	The Super Smooth " <i>Xtreme Precision</i> " Machined Pulley	Integrated Wire
		Too Many to List	<b>Main Harness Repair Kit:</b> <b>PN: XMC1003</b> 
Specs: 1.000" Crankshaft, 7.4" Pulley, Counter Clockwise, A/B Belt, 200 ft.lbs torque			







<b>Xtreme No.</b> <b>X0443</b> 	<b>OEM Part No.</b>	<b>Where Used:</b>	<b>Wire Harness</b>
	TR94D2415	Free <b>High Torque Cool Coil</b> Upgrade  Too Many to List	Integrated Wire  <b>Main Harness Repair Kit:</b> PN: XMC1003 
	Specs: 1.000" Crankshaft, 5.312" Pulley, Clockwise, A/B Belt, 105 ft.lbs torque		

<b>Xtreme No.</b> <b>X0444</b> 	<b>OEM Part No.</b>	<b>Where Used:</b>	<b>Wire Harness</b>
	TR94D2514	Free <b>High Torque Cool Coil</b> Upgrade  Too Many to List	<b>Main Harness Repair Kit:</b> PN: XMC1003 
	Specs: 1.000" Crankshaft, 6.050" Pulley, Counter Clockwise, A/B Belt, 105 ft.lbs torque		


<b>Xtreme No.</b> <b>X0467</b> 	<b>OEM Part No.</b>	<b>Where Used:</b>	<b>Wire Harness</b>
	TR100D6059	Free <b>High Torque Cool Coil</b> Upgrade  Too Many to List	Integrated Wire  <b>Main Harness Repair Kit:</b> PN: XMC1003 
	Specs: 1.000" Crankshaft, 5.375" Pulley, Clockwise, A/B Belt, 105 ft.lbs torque		


<b>Xtreme No.</b> <b>X0468</b> 	<b>OEM Part No.</b>	<b>Where Used:</b>	<b>Wire Harness</b>
	TR103D9950	Free <b>High Torque Cool Coil</b> Upgrade  Too Many to List	Integrated Wire
	Specs: 1.000" Crankshaft, 5.29" Pulley, Clockwise, A/B Belt, 105 ft.lbs torque		


<b>Xtreme No.</b> <b>X0473</b> 	<b>OEM Part No.</b>	<b>Where Used:</b>	<b>Wire Harness</b>
	TR100D6060	The Super Smooth <b>"Xtreme Precision"</b> Machined Pulley  Too Many to List	Integrated Wire  <b>Main Harness Repair Kit:</b> PN: XMC1003 
	Specs: 1.000" Crankshaft, Double Pulley, Clockwise, A/B Belt, 105 ft.lbs torque		


<b>Xtreme No.</b> <b>X0474</b> 	<b>OEM Part No.</b>	<b>Where Used:</b>	<b>Wire Harness</b>
	TR92D6885	The Super Smooth <b>"Xtreme Precision"</b> Machined Pulley  Too Many to List	<b>Main Harness Repair Kit:</b> PN: XMC1003 
	Specs: 1.000" Crankshaft, Double Pulley, Clockwise, A/B Belt, 115 ft.lbs torque		


## STX Series Scotts Series

Xtreme No.	OEM Part No.	Where Used:	Wire Harness
<b>X0407</b> 	AM122969	Free <b>High Torque Cool Coil</b> Upgrade * STX30 Lawn Tractor * STX38 Lawn Tractor LX172 - LX173 - LX176 * Used on Yellow Deck Units	Integrated Wire
	AM115090		
	AM118969		
	AM100979		
Specs: 1.12" Crankshaft, 5.500" Pulley, Counter Clockwise, A/B Belt, 105 ft.lbs torque			

Xtreme No.	OEM Part No.	Where Used:	Wire Harness
<b>X0003</b> 	AM119683	The Super Smooth " <b>Xtreme Precision</b> " Machined Pulley * STX38 and STX46 serial no. 0-270,000 * Used on Black Deck Units	Integrated Wire
Specs: 1.000" Crankshaft, 5.35" Pulley, Counter Clockwise, A/B Belt, 80 ft.lbs torque			

Xtreme No.	OEM Part No.	Where Used:	Wire Harness
<b>X0007</b> 	AM121972	UpGraded to 3 Layer " <b>Xtreme TOUGH</b> " Integrated Connector *STX38 and STX46 serial no. 270,001 and up * Used on Black Deck Units	<b>Free Upgrade:</b> Integrated Water Tight Wire Harness
Specs: 1.00" Crankshaft, 4.968" Raised Pulley, Counter Clockwise, 1dA Belt, 80 ft.lbs			




Xtreme No.	OEM Part No.	Where Used:	Wire Harness
<b>X0424</b> 	GY20878	The Super Smooth " <b>Xtreme Precision</b> " Machined Pulley Scotts Model L2048 Scotts Model L2548 Includes New Anti-Rotation Bracket	Integrated Wire
	GY20108		
	GY20652		
	GY21340		
Specs: 1.00" Crankshaft, 6.150" Pulley, Counter Clockwise, 5/8" Belt, 105 ft.lbs torque			




Xtreme No.	OEM Part No.	Where Used:	Wire Harness
<b>X0406</b> 	AM119536	Free <b>High Torque Cool Coil</b> Upgrade Scotts S2554 Garden Tractor	Integrated Wire
	AM115093		
	AM108601		
	AM103035		
Specs: 1.12" Crankshaft, 5.315" Offset Pulley, Counter Clockwise, A/B Belt, 105 ft.lbs.			




# John Deere




## Lawn & Garden Tractors



Xtreme No. <b>X0407</b>	OEM Part No.	Where Used:	Wire Harness
	 	AM122969	Free <b>High Torque Cool Coil</b> Upgrade
AM100979		108 - 111 Lawn Tractors	
AM118969		116 - 130 Lawn Tractors	<b>Main Harness Repair Kit:</b> <b>PN: XMC1003</b> 
AM115090		160 - 165 Lawn Tractors	
		175 Lawn Tractors	
<b>Models Must Confirm OEM Part Number</b> 112-L Lawn Tractors			
Specs: 1.00" Crankshaft, 5.312" Pulley, Counter Clockwise, A/B Belt, 105 ft.lbs torque			

Xtreme No. <b>X0406</b>	OEM Part No.	Where Used:	Wire Harness
	 	AM103035	Free <b>High Torque Cool Coil</b> Upgrade
AM108601		Sabre Garden Tractors	
AM115093		240 - 245 Lawn Tractors	<b>Main Harness Repair Kit:</b> <b>PN: XMC1003</b> 
AM119536		260 - 265 Lawn Tractors	
		285 - 320 Lawn Tractors	
		325 - 335 - 345 Lawn Tractors	
44", 48", and 54" Mid Mount Mower Decks GT242 - GT262 - GT275 Garden Tractors S2554 Garden Tractors			
<b>Models Must Confirm OEM Part Number</b>			
Specs: 1.12" Crankshaft, 5.315" Offset Pulley, Counter Clockwise, A/B Belt, 105 ft.lbs torque			


Xtreme No. <b>X0037</b>	OEM Part No.	Where Used:	Wire Harness
	 	917-3446	The Super Smooth <b>"Xtreme Precision"</b> Machined Pulley
717-3446P		50567X8	
717-3446		2160 - 2164 Tractors	<b>Main Harness Repair Kit:</b> <b>PN: XMC1003</b> 
		2165 Tractors	
		GT2521 Tractor	
LT2180 Tractor			
<b>Models Must Confirm OEM Part Number</b>			
Specs: 1.00" Crankshaft, 6.000" Pulley, Counter Clockwise, 5/8 Belt, 175 ft.lbs torque			



Xtreme No. <b>X0425</b>	OEM Part No.	Where Used:	Wire Harness
	 	GY21339	The Super Smooth <b>"Xtreme Precision"</b> Machined Pulley
		Lawn Tractors Too Many To List	
<b>Models Must Confirm OEM Part Number</b>			<b>Main Harness Repair Kit:</b> <b>PN: XMC1003</b> 
Specs: 1.000" Crankshaft, 6.3" Pulley, Counter Clockwise, A/B Belt, 125 ft.lbs torque			



# John Deere


## Lawn & Garden Tractors







Xtreme No. <b>X0424</b>	OEM Part No.	Where Used:			Wire Harness
		GY20878 GY20108 GY20652 GY21340	Upgraded to 3 Layer <b>"Xtreme TOUGH"</b> Integrated Connector		
Includes New Anti-Rotation Bracket	190C 155C LA130 LA140	LA150 X140 X165 LA145 LA155 LA165 LA175	G110 L2048 L2548 D140 D150 D160 D170	Specs: 1.00" Crankshaft, 6.350" Pulley, Counter Clockwise, 5/8" Belt, 125 ft.lbs torque	



Xtreme No. <b>X0409</b>	OEM Part No.	Where Used:			Wire Harness
		AM123123 AM115091	Free <b>High Torque Cool Coil</b> Upgrade 180 - 185 Lawn Tractors LX172 Lawn Tractor LX173 Lawn Tractor LX176 Lawn Tractor LX178 Lawn Tractor LX186 - LX188 Lawn Tractors		
	Models Must Confirm OEM Part Number			Specs: 1.12" Crankshaft, 5.500" Offset Pulley, Counter Clockwise, A/B Belt, 105 ft.lbs torque	



Xtreme No. <b>X0408</b>	OEM Part No.	Where Used:			Wire Harness
		AM123038 AM119971 AM38260	Free <b>High Torque Cool Coil</b> Upgrade LX172 Lawn Tractor LX173 Lawn Tractor LX176 Lawn Tractor LX178 Lawn Tractor LX186 - LX188 Lawn Tractor		
	Models Must Confirm OEM Part Number			Specs: 1.00" Crankshaft, 5.312" Pulley, Counter Clockwise, A/B Belt, 105 ft.lbs torque	

Xtreme No. <b>X0327</b>	OEM Part No.	Where Used:			Wire Harness
		AM126100	The Super Smooth <b>"Xtreme Precision"</b> Machined Pulley LX255      LX289      LT190 LX266      GT225      SST15 LX277      GT235      SST16 LX279      GT235E      SST18 LX280      GT245 LX288      GX255		
	Specs: 1.00" Crankshaft, 5.450" Offset Pulley, Counter Clockwise, A/B Belt, 125 ft.lbs torque				



Xtreme No. <b>X0410</b>	OEM Part No.	Where Used:	Wire Harness
		AM130328 AM123285 AM118970	Free <b>High Torque Cool Coil</b> Upgrade 240 - 245 - 260 - 265 - 285 - 320 Tractors GT242 Garden Tractors GT262 Garden Tractors GT275 Garden Tractors Sabre Models : 1948 & 2554HV Sabre Models : 2148HV & 2354HV Scotts Models : S2048 - S2348 - S2554
<b>Models Must Confirm OEM Part Number</b>		<b>Main Harness Repair Kit:</b> PN: XMC1003 	
<b>Torque</b> HIGH TORQUE SERIES			
Specs: 1.000" Crankshaft, 5.39" Pulley, Counter Clockwise, A/B Belt, 105 ft.lbs torque			



Xtreme No. <b>X0411</b>	OEM Part No.	Where Used:	Wire Harness
		AM131779	Free <b>High Torque Cool Coil</b> Upgrade 325 - 335 - 345 Lawn Tractors GX335 - GX345 Tractors GX355 Tractors GX355 Diesel Tractor serial no. 0-120000
<b>Models Must Confirm OEM Part Number</b>		<b>Main Harness Repair Kit:</b> PN: XMC1003 	
<b>Torque</b> HIGH TORQUE SERIES			
Specs: 1.125" Crankshaft, 5.39" Offset Pulley, Counter Clockwise, A/B Belt, 105 ft.lbs torque			



Xtreme No. <b>X0422</b>	OEM Part No.	Where Used:	Wire Harness
		AM133209 GT1A-JD10	Free <b>High Torque Cool Coil</b> Upgrade 325 - 335 - 345 Lawn Tractors GX335 - GX345 Tractors GX355 Tractors serial no. 120001 and Up
Ogura Replacement		<b>Note: Requires Drive Pulley Key Modification</b>	<b>Main Harness Repair Kit:</b> PN: XMC1003 
<b>Models Must Confirm OEM Part Number</b>		Specs: 1.000" Crankshaft, 5.3" Pulley, Counter Clockwise, A/B Belt, 110 ft.lbs torque	
<b>Torque</b> HIGH TORQUE SERIES			



Xtreme No. <b>X0383</b>	OEM Part No.	Where Used:	Wire Harness
		AM134397 AM141536	The Super Smooth " <b>Xtreme Precision</b> " Machined Pulley X300 Series    X324 Series    X520 Series X300R Series    X340 Series    X530 Series X304 Series    X360 Series    X534 Series X310 Series    X500 Series    X540 Series X320 Series    X500 Series
<b>Models Must Confirm OEM Part Number</b>		<b>Main Harness Repair Kit:</b> PN: XMC1003 	
Specs: 1.00" Crankshaft, 5-5/8" Offset Pulley, Counter Clockwise, 5/8" Belt, 125 ft.lbs torque			



## EZtrak Series



<b>Xtreme No. X0381</b> 	<b>OEM Part No.</b>	<b>Where Used:</b>	<b>Wire Harness</b>
	AM136115	The Super Smooth " <i>Xtreme Precision</i> " Machined Pulley	Integrated Wire
		EZtrak Z245 EZtrak Z255 All Models	<b>Main Harness Repair Kit: PN: XMC1003</b> 
	<b>Models Must Confirm OEM Part Number</b>		
1.00" Crankshaft, 6.550" Offset Pulley, Counter Clockwise, 5/8" Belt, 125 ft.lbs torque			




<b>Xtreme No. X0412</b> 	<b>OEM Part No.</b>	<b>Where Used:</b>	<b>Wire Harness</b>
	AM138729	The Super Smooth " <i>Xtreme Precision</i> " Machined Pulley	Integrated Wire
		EZtrak Z245	<b>Main Harness Repair Kit: PN: XMC1003</b> 
	<b>Models Must Confirm OEM Part Number</b>		
1.00" Crankshaft, 6.550" Offset Pulley, Counter Clockwise, 5/8" Belt, 125 ft.lbs torque			




<b>Xtreme No. X0383</b> 	<b>OEM Part No.</b>	<b>Where Used:</b>	<b>Wire Harness</b>
	AM134397 AM141536	The Super Smooth " <i>Xtreme Precision</i> " Machined Pulley	Integrated Wire
		EZtrak Z425 serial no. 0 to 040000 EZtrak Z445 serial no. 0 to 040000	<b>Main Harness Repair Kit: PN: XMC1003</b> 
	<b>Models Must Confirm OEM Part Number</b>		
1.00" Crankshaft, 5-5/8" Offset Pulley, Counter Clockwise, 5/8" Belt, 125 ft.lbs torque			



<b>Xtreme No. X0384</b> 	<b>OEM Part No.</b>	<b>Where Used:</b>	<b>Wire Harness</b>
	AM136787 AM137323 AM138730	The Super Smooth " <i>Xtreme Precision</i> " Machined Pulley	Integrated Wire
		EZtrak Z225 serial no. 0 to 100001 EZtrak Z425 serial no. 040001 and up EZtrak Z445 serial no. 040001 and up EZtrak Z465 All Models	<b>Main Harness Repair Kit: PN: XMC1003</b> 
	<b>Models Must Confirm OEM Part Number</b>		
1.00" Crankshaft, 5-5/8" Offset Pulley, Counter Clockwise, 5/8" Belt, 125 ft.lbs torque			

<b>Xtreme No.</b> <b>X0335</b> 	<b>OEM Part No.</b>	<b>Where Used:</b>	<b>Wire Harness</b>
	AM141978	The Super Smooth "Xtreme Precision" Machined Pulley EZ Trak Z645 EZ Trak Z655	Integrated Wire <b>Main Harness Repair Kit:</b> PN: XMC1003 
	<b>Models Must Confirm OEM Part Number</b>		
	Specs: 1.00" Crankshaft, 6.215" Pulley, Counter Clockwise, A/B Belt, 125 ft.lbs torque		



<b>Xtreme No.</b> <b>X0336</b> 	<b>OEM Part No.</b>	<b>Where Used:</b>	<b>Wire Harness</b>
	AM141833	The Super Smooth "Xtreme Precision" Machined Pulley EZ Trak Z665	Integrated Wire <b>Main Harness Repair Kit:</b> PN: XMC1003 
	<b>Models Must Confirm OEM Part Number</b>		
	Specs: 1.00" Crankshaft, 6.215" Pulley, Counter Clockwise, A/B Belt, 125 ft.lbs torque		



<b>Xtreme No.</b> <b>X0259</b>  	<b>OEM Part No.</b>	<b>Where Used:</b>	<b>Wire Harness</b>
	TCA16998 TCA19813	UpGraded to 3 Layer "Xtreme TOUGH" Integrated Connector ZTrak Z520A ZTrak Z720A ZTrak Z810A - Z820A ZTrak Z910A ZTrak Z920A - Z925A	<b>Free Upgrade:</b> Integrated Water Tight Wire Harness <b>Main Harness Repair Kit:</b> PN: XMC1003 
	<b>Models Must Confirm OEM Part Number</b>		
	Specs: 1- 1/8" Crankshaft, 6.360" Pulley, Counter Clockwise, 5/8" Belt, 200 ft.lbs torque		



<b>Xtreme No.</b> <b>X0223</b>  	<b>OEM Part No.</b>	<b>Where Used:</b>	<b>Wire Harness</b>
	TCA19812 TCA21168 TCA20655	Free Heavy Duty "FatBoy Series" Upgrade ZTrak Z510A Estate ZTrak Z520A Estate ZTrak Z710A	Integrated Wire <b>Main Harness Repair Kit:</b> PN: XMC1003 
	<b>Models Must Confirm OEM Part Number</b>		
	Specs: 1- 1/8" Crankshaft, 6.360" Pulley, Counter Clockwise, 5/8" Belt, 200 ft.lbs torque		



<b>Xtreme No.</b> <b>X0269</b> 	<b>OEM Part No.</b>	<b>Where Used:</b>	<b>Wire Harness</b>
	TCA20604 TCA21167	The Super Smooth "Xtreme Precision" Machined Pulley ZTrak Z710A - Z720A ZTrak Z920A ZTrak Z925A	Integrated Wire <b>Main Harness Repair Kit:</b> PN: XMC1003 
	*see NOTE		
	<b>Models Must Confirm OEM Part Number</b>		
	*Note: This clutch includes a FREE Anti Rotation Pin		
1- 1/8" Crankshaft, 6.360" OFFSET Pulley, Counter Clockwise, 5/8" Belt, 200 ft.lbs torque			

## Mini Frame ZTrak Series

<b>Xtreme No.</b> <b>X0359</b> 	OEM Part No.	Where Used:	Wire Harness
	GDA10017	The Super Smooth <b>"Xtreme Precision"</b> Machined Pulley 717 Ztrak *	717 Mini Frame ZTrak * 727 Mini Frame ZTrak * 647 - 657 Quik-Trak * 667 Quik-Trak *
*see NOTE		<b>Main Harness Repair Kit:</b> PN: XMC1003 	
* Note: Check Crankshaft Size. If the Crankshaft is 1 <sup>1/8</sup> " Use Xtreme X0360 below Specs: 1.00" Crankshaft, 6.00" Pulley, Counter Clockwise, A/B Belt, 125 ft.lbs torque			




<b>Xtreme No.</b> <b>X0360</b> 	OEM Part No.	Where Used:	Wire Harness
	TCA15489	The Super Smooth <b>"Xtreme Precision"</b> Machined Pulley 717 Mini Frame ZTrak *	717 Mini Frame ZTrak * 727 Mini Frame ZTrak * 717A Mini Frame ZTrak * 717E Mini Frame ZTrak * 727A Mini Frame ZTrak *
*see NOTE		<b>Main Harness Repair Kit:</b> PN: XMC1003 	
* Note: Check Crankshaft Size. If the Crankshaft is 1" Use Xtreme X0359 above Specs: 1.125" Crankshaft, 6.2" Pulley, Counter Clockwise, A/B Belt, 125 ft.lbs torque			




<b>Xtreme No.</b> <b>X0353</b> 	OEM Part No.	Where Used:	Wire Harness
	TCA14535	The Super Smooth <b>"Xtreme Precision"</b> Machined Pulley 717 Mini Frame ZTrak	717A Mini Frame ZTrak 717E Mini Frame ZTrak 727 Mini Frame ZTrak 727A Mini Frame ZTrak 727E Mini Frame ZTrak
		<b>Main Harness Repair Kit:</b> PN: XMC1003 	
Specs: 1.125" Crankshaft, 6.35" Pulley, Counter Clockwise, 5/8" Belt, 125 ft.lbs torque			



<b>Xtreme No.</b> <b>X0168</b> 	OEM Part No.	Where Used:	Wire Harness
	D18000	Free <b>High Torque Cool Coil</b> Upgrade Standup Models	<b>Models Must Confirm OEM Part Number</b>
		<b>Main Harness Repair Kit:</b> PN: XMC1003 	
Specs: 1.00" Crankshaft, 6.03" Pulley, Counter Clockwise, A/B Belt, 105 ft.lbs torque			





## ZTrak Series


Xtreme No.	OEM Part No.	Where Used:	Wire Harness
<b>X0436</b>  	TCA16999	UpGraded to 3 Layer <b>"Xtreme TOUGH"</b> Integrated Connector	Integrated Wire
	TCA19141	Free Heavy Duty <b>"FatBoy Series"</b> Upgrade	
	TCA20380	Z820A                      Z860A                      Z950A	<b>Main Harness Repair Kit:</b> PN: XMC1003 
	This is an Ogura Conversion	Z830A                      Z920A                      Z960A	
		Z840A                      Z925A                      Z970A	
Z850A                      Z930A			
<i>Note: This clutch includes a FREE Ogura conversion kit</i>			
Specs: 1- 1/8" Crankshaft, 6.360" Pulley, Counter Clockwise, 5/8" Belt, 200 ft.lbs torque			


Xtreme No.	OEM Part No.	Where Used:	Wire Harness
<b>X0393</b>  	TCA21166	UpGraded to 3 Layer <b>"Xtreme TOUGH"</b> Integrated Connector	<b>Free Upgrade:</b> Integrated Water Tight Wire Harness
	TCA20605	ZTrak Z920A	
	Models Must Confirm OEM Part Number	ZTrak Z925A	<b>Main Harness Repair Kit:</b> PN: XMC1003 
		ZTrak Z930A	
		ZTrak Z950A	
ZTrak Z960A			
ZTrak Z970A			
<i>Note: This clutch includes a FREE Anti Rotation Pin</i>			
Specs: 1- 1/8" Crankshaft, 6.360" Pulley, Counter Clockwise, 5/8" Belt, 200 ft.lbs torque			


Xtreme No.	OEM Part No.	Where Used:	Wire Harness
<b>X0325</b>  	TCA12522	UpGraded to 3 Layer <b>"Xtreme TOUGH"</b> Integrated Connector	<b>Free Upgrade:</b> Integrated Water Tight Wire Harness
	Warner Version Replacement	Free Heavy Duty <b>"FatBoy Series"</b> Upgrade	
		ZTrak 737                      ZTrak M653	
		ZTrak 757                      ZTrak M655	
		ZTrak 777                      ZTrak M665	
ZTrak 797			
<i>Note: Please note if your clutch is an Ogura see Xtreme X0435 below with the free conversion kit</i>			
Specs: 1- 1/8" Crankshaft, 6 -3/8" Pulley, Clockwise, 5/8" Belt, 200 ft.lbs torque			


Xtreme No.	OEM Part No.	Where Used:	Wire Harness
<b>X0435</b>  	TCA15800	UpGraded to 3 Layer <b>"Xtreme TOUGH"</b> Integrated Connector	<b>Free Upgrade:</b> Integrated Water Tight Wire Harness
	Ogura Version Replacement	Free Heavy Duty <b>"FatBoy Series"</b> Upgrade	
		ZTrak 737                      ZTrak 757	
		ZTrak 777	
		ZTrak 797	
<i>Note: This clutch includes a FREE Ogura conversion kit</i>			
Specs: 1- 1/8" Crankshaft, 6 -3/8" Pulley, Clockwise, 5/8" Belt, 200 ft.lbs torque			


## Quik Trak & Walk Behind Series

Xtreme No. <b>X0371</b>	OEM Part No.	Where Used:	Wire Harness
		TCA16665 TCA15119 TCA16538	The Super Smooth " <b>Xtreme Precision</b> " Machined Pulley Quik Trak 647 - 647A Quik Trak 657 - 657A Quik Trak 667 - 667A
Models Must Confirm OEM Part Number			
Specs: 1- 1/8" Crankshaft, 7.00" Offset Pulley, Counter Clockwise, 5/8" Belt, 125 ft.lbs			

Xtreme No. <b>X0372</b>	OEM Part No.	Where Used:	Wire Harness
		TCA16667	The Super Smooth " <b>Xtreme Precision</b> " Machined Pulley Quick-Trak 647A Quick-Trak 657A
Models Must Confirm OEM Part Number			
Specs: 1.125" Crankshaft, 6.85" Offset Pulley, Counter Clockwise, 5/8" Belt, 125 ft.lbs			

Xtreme No. <b>X0437</b>	OEM Part No.	Where Used:	Wire Harness
		TCA23182	Free Heavy Duty " <b>FatBoy Series</b> " Upgrade Quik-Trak 648R and 652B Quik-Trak 652R and 661R
Models Must Confirm OEM Part Number			
Specs: 1.125" Crankshaft, 7.25" Pulley, Counter Clockwise, A/B Belt, 200 ft.lbs torque			



Xtreme No. <b>X0409</b>	OEM Part No.	Where Used:	Wire Harness
		AM123123 AM115091	Free <b>High Torque Cool Coil</b> Upgrade GS15, GS25, GS30, GS45, GS75 Walk-Behind HD45 - HD75 Hydro Walk-Behind 38" - 48" - 54" Commercial Walk-Behinds
Models Must Confirm OEM Part Number			
Specs: 1.12" Crankshaft, 5.500" Offset Pulley, Counter Clockwise, A/B Belt, 105 ft.lbs			



Xtreme No. <b>X0356</b>	OEM Part No.	Where Used:	Wire Harness
		TCA15488 TCA15092	The Super Smooth " <b>Xtreme Precision</b> " Machined Pulley 7H17 Commercial Walk-Behind 7G18 Commercial Walk-Behind 7H19 Commercial Walk-Behind
Models Must Confirm OEM Part Number			
Specs: 1.00" Crankshaft, 6 3/8" Pulley, Counter Clockwise, 5/8" Belt, 125 ft.lbs torque			



# John Deere



## F-Series Front Deck









<b>Xtreme No.</b> <b>X0177</b> 	<b>OEM Part No.</b> AM106365 AM116654 AM118625	<b>Where Used:</b> Free <b>High Torque Cool Coil</b> Upgrade F510 serial no. 0 - 110000 F525 (1.125" crankshaft)	<b>Wire Harness</b> Integrated Wire Main Harness Repair Kit: PN: XMC1003 
	<b>Models Must Confirm OEM Part Number</b>		
	Specs: 1.12" Crankshaft, 5.345" Pulley, Counter Clockwise, A/B Belt, 105 ft.lbs torque		




<b>Xtreme No.</b> <b>X0454</b> 	<b>OEM Part No.</b> AM125082 AM126710	<b>Where Used:</b> Free <b>High Torque Cool Coil</b> Upgrade F510 SN 110001 and Up F525 (1.125" crankshaft)	<b>Wire Harness</b> Integrated Wire Main Harness Repair Kit: PN: XMC1003 
	<b>Models Must Confirm OEM Part Number</b>		
	Specs: 1.12" Crankshaft, 5.500" Pulley, Counter Clockwise, A/B Belt, 105 ft.lbs torque		




<b>Xtreme No.</b> <b>X0293</b> 	<b>OEM Part No.</b> TCA12146 TCA12148 TCA123316	<b>Where Used:</b> UpGraded to 3 Layer <b>"Xtreme TOUGH"</b> Integrated Connector F680 ZTrak serial no. 0-020000	<b>Wire Harness</b> Free Upgrade: Integrated Water Tight Wire Harness Main Harness Repair Kit: PN: XMC1003 
	<b>Models Must Confirm OEM Part Number</b>		
	Specs: 1.000" Crankshaft, Clockwise, 4 bolt hub, 200 ft.lbs torque		

<b>Xtreme No.</b> <b>X0181</b> 	<b>OEM Part No.</b> AM105302	<b>Where Used:</b> The Super Smooth <b>"Xtreme Precision"</b> Machined Pulley F710 Front Deck Mower F725 Front Deck Mower This is a Facemount type clutch conversion kit.	<b>Wire Harness</b> Integrated Wire Main Harness Repair Kit: PN: XMC1003 
	<b>Models Must Confirm OEM Part Number</b>		
	Specs: 1.125" Crankshaft, Double Pulley, Counter Clockwise, A/B Belt, 110 ft.lbs torque		

<b>Xtreme No. X0128</b>  	<b>OEM Part No.</b>	<b>Where Used:</b>	<b>Wire Harness</b>
	019603	Free Heavy Duty <b>"FatBoy Series"</b> Upgrade  Model 325D Model 325E 97 Model 325E 98	Integrated Wire  <b>Main Harness Repair Kit:</b> PN: XMC1003 
	<b>Models Must Confirm OEM Part Number</b>		
Specs: 1.125" Crankshaft, 6.00" Pulley, Counter Clockwise, 5/8" / 5V Belt, 200 ft.lbs torque			


<b>Xtreme No. X0130</b>  	<b>OEM Part No.</b>	<b>Where Used:</b>	<b>Wire Harness</b>
	040313	Free Heavy Duty <b>"FatBoy Series"</b> Upgrade  Model 2261 Commercial Mower Model 2872 Commercial Mower Model 2872AD Commercial Mower	Integrated Wire  <b>Main Harness Repair Kit:</b> PN: XMC1003 
	<b>Models Must Confirm OEM Part Number</b>		
Specs: 1.125" Crankshaft, 6.00" Pulley, Clockwise, 5/8" Belt, 200 ft.lbs torque			



<b>Xtreme No. X0131</b>  	<b>OEM Part No.</b>	<b>Where Used:</b>	<b>Wire Harness</b>
	043590	UpGraded to 3 Layer <b>"Xtreme TOUGH"</b> Integrated Connector  Free Heavy Duty <b>"FatBoy Series"</b> Upgrade Model 2886 Commercial Mower	<b>Free Upgrade:</b> Integrated Water Tight Wire Harness  <b>Main Harness Repair Kit:</b> PN: XMC1003 
	<b>Models Must Confirm OEM Part Number</b>		
Specs: 1.125" Crankshaft, 7.00 Pulley, Clockwise, 5/8" Belt, 200 ft.lbs torque			


<b>Xtreme No. X0132</b>  	<b>OEM Part No.</b>	<b>Where Used:</b>	<b>Wire Harness</b>
	057157	Free Heavy Duty <b>"FatBoy Series"</b> Upgrade  Too Many to List	Integrated Wire  <b>Main Harness Repair Kit:</b> PN: XMC1003 
	<b>Models Must Confirm OEM Part Number</b>		
Specs: 1.125" Crankshaft, 6.08 Pulley, Clockwise, 5/8" Belt, 200 ft.lbs torque			


# Massey Ferguson McCulloch







Xtreme No. <b>X0003</b>	OEM Part No.	Where Used:	Wire Harness
		917-1459 717-1459 1772388 160889 7053740 532160889	The Super Smooth " <b>Xtreme Precision</b> " Machined Pulley  Too Many to List
Specs: 1.0" Crankshaft, 5.375" Pulley, Counter Clockwise, A/B Belt, 80 ft.lbs torque			



Xtreme No. <b>X0245</b>	OEM Part No.	Where Used:	Wire Harness
	 	5100084 5100084S 5100084SM	Free Heavy Duty " <b>FatBoy Series</b> " Upgrade  3000 Series 3900 Series
Models Must Confirm OEM Part Number			
Specs: 1.125" Crankshaft, 6.000" Pulley, Counter Clockwise, 5/8" Belt, 175 ft.lbs torque			



Xtreme No. <b>X0354</b>	OEM Part No.	Where Used:	Wire Harness
		5100915 5100915S 5100915SM	The Super Smooth " <b>Xtreme Precision</b> " Machined Pulley  2900 Series
Models Must Confirm OEM Part Number			
Specs: 1.00" Crankshaft, 6.00" Pulley, Counter Clockwise, A/B Belt, 125 ft.lbs torque			

Xtreme No. <b>X0332</b>	OEM Part No.	Where Used:	Wire Harness
		505287301 287301	The Super Smooth " <b>Xtreme Precision</b> " Machined Pulley  ZM4619 BF 2003-12 ZM4619 2010-12
Models Must Confirm OEM Part Number			
Specs: 1.00" Crankshaft, 5.425" Pulley, Counter Clockwise, A/B Belt, 105 ft.lbs torque			

<b>Xtreme No.</b> <b>X0013</b> 	OEM Part No.	Where Used:	Wire Harness
	917-04163A 917-04163 717-04163A 717-04163	The Super Smooth "Xtreme Precision" Machined Pulley LT1042, LT1045 LT1046, LT1050 L1046, L1050 SLT1550, SLT1554	Integrated Wire  Main Harness Repair Kit: PN: XMC1003 
<b>All Models Must Confirm OEM Part Number</b>			
Specs: 1.00" Crankshaft, 5.923" Pulley, Counter Clockwise, A/B Belt, 80 ft.lbs torque			


<b>Xtreme No.</b> <b>X0014</b> 	OEM Part No.	Where Used:	Wire Harness
	917-3385B 917-3385A 917-3385 717-3385A 717-3385 717-3385AP	The Super Smooth "Xtreme Precision" Machined Pulley 2000 Series 2130 Series 2135 Series 2138 Series 2143 and 2145 Series 2150 and 2155 Series 2165 Series GT2542	Integrated Wire  Main Harness Repair Kit: PN: XMC1003 
<b>All Models Must Confirm OEM Part Number</b>			
Specs: 1.00" Crankshaft, 5.312" Pulley, Counter Clockwise, A/B Belt, 80 ft.lbs torque			



<b>Xtreme No.</b> <b>X0003</b> 	OEM Part No.	Where Used:	Wire Harness
	917-1459 717-1459 GW-1772388 1772388	The Super Smooth "Xtreme Precision" Machined Pulley  Too Many to list	Integrated Wire  Main Harness Repair Kit: PN: XMC1003 
Specs: 1.0" Crankshaft, 5.375" Pulley, Counter Clockwise, A/B Belt, 80 ft.lbs torque			


<b>Xtreme No.</b> <b>X0008</b> 	OEM Part No.	Where Used:	Wire Harness
	917-04174A 917-04174 717-04174A 717-04174	The Super Smooth "Xtreme Precision" Machined Pulley L and LT Series SLT Series GT Series MTG Gold ZTR RTZ Series 800 Series	Integrated Wire  Main Harness Repair Kit: PN: XMC1003 
<b>All Models Must Confirm OEM Part Number</b>			
Specs: 1.0" Crankshaft, 6.00" Pulley, Counter Clockwise, 5/8" Belt, 125 ft.lbs torque			


# MTD - Bolens - Huskee White Outdoor



Xtreme No. <b>X0065</b>	OEM Part No.	Where Used:	Wire Harness
		917-05001 917-1774C 717-1774C 917-1774B 717-1774B 917-1774 717-1774	The Super Smooth <b>"Xtreme Precision"</b> Machined Pulley RTZ 54 LT 1024 GT-1054 GT-1554 GTX-1054 GTX-1554 SLT 1550 SLT 1554 SLTX 1550 SLTX 1554 LGT 1050 LGT 1054 LGTX 1050 LGTX 1054
<b>All Models Must Confirm OEM Part Number</b>			
Specs: 1.00" Crankshaft, 6.00" Pulley, Counter Clockwise, 5/8" Belt, 125 ft.lbs torque			



Xtreme No. <b>X0217</b>	OEM Part No.	Where Used:	Wire Harness
	 	01002108P 1002108	Free Heavy Duty <b>"FatBoy Series"</b> Upgrade 180H 200H 2054F 2260F
<b>All Models Must Confirm OEM Part Number</b>			
Specs: 1.00" Crankshaft, 6.000" Pulley, Clockwise, 5/8 Belt, 200 ft.lbs torque			



Xtreme No. <b>X0390</b>	OEM Part No.	Where Used:	Wire Harness
		917-04552 917-04552A 717-04552A 717-04552	The Super Smooth <b>"Xtreme Precision"</b> Machined Pulley RZT 50 - RZT54 FMZ 50 LTX 1042 - LTX 1045 - LTX 1046 LTX 1050 Z Force S Series
<b>All Models Must Confirm OEM Part Number</b>			
Specs: 1.00" Crankshaft, 6.00" Pulley, Counter Clockwise, A/B Belt, 125 ft.lbs torque			



Xtreme No. <b>X0391</b>	OEM Part No.	Where Used:	Wire Harness
		917-04622 717-04622 917-04183 717-04183 GT1A-MT09 5219-99	The Super Smooth <b>"Xtreme Precision"</b> Machined Pulley ZT-42 ZT-50 ZT-5000  <b>This is an Ogura or Warner Conversion Special High Torque/Anti Shear Design</b>
1.000" Crankshaft, 5.65" Offset Pulley, Counter Clockwise, A/B" Belt, 125 ft.lbs torque			



# MTD - Bolens - Huskee White Outdoor



<b>Xtreme No.</b> <b>X0399</b> 	<b>OEM Part No.</b>	<b>Where Used:</b>	<b>Wire Harness</b>
	917-04376A 917-04376 717-04376A 717-04376	UpGraded to 3 Layer <b>"Xtreme TOUGH"</b> Integrated Connector Colt XP Zero Turn Mustang Colt RZT	<b>Free Upgrade:</b> Integrated Water Tight Wire Harness
	<b>All Models Must Confirm OEM Part Number</b>		<b>Main Harness Repair Kit:</b> PN: XMC1003 
	Specs: 1.00" Crankshaft, 5.923" Pulley, Counter Clockwise, A/B Belt, 80 ft.lbs torque		

<b>Xtreme No.</b> <b>X0164</b>  <b>Torque</b> HIGH TORQUE SERIES	<b>OEM Part No.</b>	<b>Where Used:</b>	<b>Wire Harness</b>
	917-1708 717-1708	Free <b>High Torque Cool Coil</b> Upgrade <b>There are 105 Models that use this clutch</b> LT-1650 LT-1850 LT-1800 LT-2150	Integrated Wire
	<b>All Models Must Confirm OEM Part Number</b>		<b>Main Harness Repair Kit:</b> PN: XMC1003 
	Specs: 1.00" Crankshaft, 5.4" Pulley, Counter Clockwise, A/B Belt, 100 ft.lbs torque		



<b>Xtreme No.</b> <b>X0189</b>  <b>Torque</b> HIGH TORQUE SERIES	<b>OEM Part No.</b>	<b>Where Used:</b>	<b>Wire Harness</b>
	917-3390 717-3390	Free <b>High Torque Cool Coil</b> Upgrade Z-180 Z-180L Z-200	Integrated Wire
	<b>All Models Must Confirm OEM Part Number</b>		<b>Main Harness Repair Kit:</b> PN: XMC1003 
	Specs: 1.125" Crankshaft, 6.05" Pulley, Counter Clockwise, 5/8" Belt, 105 ft.lbs torque		



<b>Xtreme No.</b> <b>X0188</b>  <b>Torque</b> HIGH TORQUE SERIES	<b>OEM Part No.</b>	<b>Where Used:</b>	<b>Wire Harness</b>
	917-3389 717-3389 717-3389P 917-3375 717-3375 01000725	Free <b>High Torque Cool Coil</b> Upgrade MMZ-1848 Z-16 Z-180 Z-200 Z-220 ZT-2150 ZT-2250	Integrated Wire
	<b>All Models Must Confirm OEM Part Number</b>		<b>Main Harness Repair Kit:</b> PN: XMC1003 
	Specs: 1.000" Crankshaft, 6.03" Pulley, Counter Clockwise, 5/8" Belt, 105 ft.lbs torque		







# MTD - Bolens - Huskee White Outdoor





<b>Xtreme No.</b> <b>X0170</b> 	<b>OEM Part No.</b>	<b>Where Used:</b>	<b>Wire Harness</b>
	917-04080 717-04080	Free <b>High Torque Cool Coil</b> Upgrade Too Many To List LT-2200	Integrated Wire <b>Main Harness Repair Kit:</b> PN: XMC1003 
	<b>All Models Must Confirm OEM Part Number</b>		
Specs: 1.000" Crankshaft, 6.03" Pulley, Counter Clockwise, 5/8" Belt, 105 ft.lbs torque			

<b>Xtreme No.</b> <b>X0450</b> 	<b>OEM Part No.</b>	<b>Where Used:</b>	<b>Wire Harness</b>
	WD-C38410 C38410	Free <b>High Torque Cool Coil</b> Upgrade Too Many To List	Integrated Wire <b>Main Harness Repair Kit:</b> PN: XMC1003 
	<b>All Models Must Confirm OEM Part Number</b>		
Specs: 1.125" Crankshaft, 4.80" Double Pulley, Clockwise, 1/2" Belt, 105 ft.lbs torque			



<b>Xtreme No.</b> <b>X0166</b> 	<b>OEM Part No.</b>	<b>Where Used:</b>	<b>Wire Harness</b>
	917-1709 717-1709	Free <b>High Torque Cool Coil</b> Upgrade GT2150 Garden Tractor GT2550 Garden Tractor	Integrated Wire <b>Main Harness Repair Kit:</b> PN: XMC1003 
	<b>All Models Must Confirm OEM Part Number</b>		
Specs: 1.00" Crankshaft, 5.505" Pulley, Counter Clockwise, A-B Belt, 105 ft.lbs torque			



<b>Xtreme No.</b> <b>X0184</b> 	<b>OEM Part No.</b>	<b>Where Used:</b>	<b>Wire Harness</b>
	917-1434 717-1434 917-0949 717-0949	Free <b>High Torque Cool Coil</b> Upgrade <b>Over 100 Models Use this clutch</b> GT180 and GT185 Garden Tractors GT205 Garden Tractors GT225 Garden Tractors	Integrated Wire <b>Main Harness Repair Kit:</b> PN: XMC1003 
	<b>All Models Must Confirm OEM Part Number</b>		
Specs: 1.00" Crankshaft, 5.375" Pulley, Counter Clockwise, A-B Belt, 105 ft.lbs torque			



<b>Xtreme No.</b> <b>X0387</b> 	<b>OEM Part No.</b>	<b>Where Used:</b>	<b>Wire Harness</b>
	917-04526A 917-04526 717-04526	The Super Smooth <b>"Xtreme Precision"</b> Machined Pulley Too Many to List	Integrated Wire <b>Main Harness Repair Kit:</b> PN: XMC1003 
	<b>All Models Must Confirm OEM Part Number</b>		
Specs: 1.000" Crankshaft, 6.00" Pulley, Counter Clockwise, A/B" Belt, 125 ft.lbs torque			



# MTD - Bolens - Huskee White Outdoor



Xtreme No.	OEM Part No.	Where Used:	Wire Harness
<b>X0114</b> 	1742518	Free <b>High Torque Cool Coil</b> Upgrade	Integrated Wire  <b>Main Harness Repair Kit:</b> PN: XMC1003 
	1755341 1755341P B1755341 GW-1755341P GW-B1755341	Too Many to List	
Specs: 1.000" Crankshaft, 5.35" Pulley, Counter Clockwise, A/B" Belt, 105 ft.lbs torque			




Xtreme No.	OEM Part No.	Where Used:	Wire Harness
<b>X0185</b> 	917-0983	Free <b>High Torque Cool Coil</b> Upgrade	Integrated Wire  <b>Main Harness Repair Kit:</b> PN: XMC1003 
	717-0983 917-3497 717-3497	FST14 FST15 LT13 LT13 - LT14 LT15 - LT16 LT145 - LT165 Too Many to List	
All Models Must Confirm OEM Part Number			
Specs: 1.000" Crankshaft, 5.35" Pulley, Counter Clockwise, A/B" Belt, 105 ft.lbs torque			



Xtreme No.	OEM Part No.	Where Used:	Wire Harness
<b>X0413</b> 	C47449	Free <b>High Torque Cool Coil</b> Upgrade	Integrated Wire  <b>Main Harness Repair Kit:</b> PN: XMC1003 
	WD-C47449	Too Many to List	
Specs: 1.000" Crankshaft, 5.35" Pulley, Clockwise, A/B" Belt, 105 ft.lbs torque			




Xtreme No.	OEM Part No.	Where Used:	Wire Harness
<b>X0365</b> 	917-04180	The Super Smooth " <b>Xtreme Precision</b> " Machined Pulley	Integrated Wire  <b>Main Harness Repair Kit:</b> PN: XMC1003 
	717-04180	Too Many to List	
Specs: 1.125" Crankshaft, 6.00" Pulley, Counter Clockwise, A/B" Belt, 125 ft.lbs torque			



# MTD - Bolens - Huskee White Outdoor







<b>Xtreme No.</b> <b>X0016</b>  	OEM Part No.	Where Used:	Wire Harness
	917-3403 717-3403P 717-3403	Free <b>High Torque Cool Coil</b> Upgrade  Too Many to List	Integrated Wire  Main Harness Repair Kit: PN: XMC1003 
Specs: 1.125" Crankshaft, 6.00" Pulley, Counter Clockwise, A/B" Belt, 150 ft.lbs torque			




<b>Xtreme No.</b> <b>X0037</b> 	OEM Part No.	Where Used:	Wire Harness
	917-3446 717-3446P 717-3446	The Super Smooth " <b>Xtreme Precision</b> " Machined Pulley  Too Many to List	Integrated Wire  Main Harness Repair Kit: PN: XMC1003 
Specs: 1.000" Crankshaft, 6.00" Pulley, Counter Clockwise, A/B" Belt, 150 ft.lbs torque			

<b>Xtreme No.</b> <b>X0171</b>  	OEM Part No.	Where Used:	Wire Harness
	917-1773 717-1773	Free <b>High Torque Cool Coil</b> Upgrade  Too Many to List	Integrated Wire  Main Harness Repair Kit: PN: XMC1003 
Specs: 1.000" Crankshaft, 6.00" Pulley, Counter Clockwise, A/B" Belt, 110 ft.lbs torque			

<b>Xtreme No.</b> <b>X0297</b> 	OEM Part No.	Where Used:	Wire Harness
	917-3460 717-3460	The Super Smooth " <b>Xtreme Precision</b> " Machined Pulley  Z-16 This is a Facemount Type Clutch High Torque Conversion Kit	Integrated Wire  Main Harness Repair Kit: PN: XMC1003 
All Models Must Confirm OEM Part Number			
Specs: 1.000" Crankshaft, 4.55" Pulley, Counter Clockwise, A/B" Belt, 200 ft.lbs torque			

<b>Xtreme No.</b> <b>X0341</b> 	OEM Part No.	Where Used:	Wire Harness
	917-05122A 717-05122A 717-05122	The Super Smooth " <b>Xtreme Precision</b> " Machined Pulley RZT46 Z-6400 ZT-L50 ZT-S46	Integrated Wire  Main Harness Repair Kit: PN: XMC1003 
<b>All Models Must Confirm OEM Part Number</b>			
Specs: 1.000" Crankshaft, 5.85" Offset Pulley, Counter Clockwise, A/B" Belt, 125 ft.lbs torque			



<b>Xtreme No.</b> <b>X0401</b> 	OEM Part No.	Where Used:	Wire Harness
	917-05121 717-05121	UpGraded to 3 Layer " <b>Xtreme TOUGH</b> " Integrated Connector Z6000 ZT-L42 ZT42	Free Upgrade: Integrated Water Tight Wire Harness  Main Harness Repair Kit: PN: XMC1003 
<b>All Models Must Confirm OEM Part Number</b>			
Specs: 1.000" Crankshaft, 5.35" Offset Pulley, Counter Clockwise, A/B" Belt, 80 ft.lbs torque			



<b>Xtreme No.</b> <b>X0423</b>  	OEM Part No.	Where Used:	Wire Harness
	1008544 01008544P 50615	Free <b>High Torque Cool Coil</b> Upgrade  Too Many to List	Integrated Wire  Main Harness Repair Kit: PN: XMC1003 
Specs: 1.000" Crankshaft, 5.315" Pulley, Counter Clockwise, A/B" Belt, 110 ft.lbs torque			



### Need Help Finding the Right Clutch?







- Find the clutch part number located on the clutch. Then, use our Easy Xross Reference in Section 1
- Locate the machine model & serial number, and use the internet to find the correct part number.
- Call your distributor with the machine model and serial number
- MTD is also associated with Cub Cadet  
Many parts are interchangeable with Cub Cadet equipment.



<b>Xtreme No.</b> <b>X0136</b> 	<b>OEM Part No.</b> 1674750SM 1674750 104-0265	<b>Where Used:</b> UpGraded to 3 Layer <b>"Xtreme TOUGH"</b> Integrated Connector  Too Many to List	<b>Wire Harness</b> <b>Free Upgrade:</b> Integrated Water Tight Wire Harness  <b>Main Harness Repair Kit:</b> PN: XMC1003 
	<i>This is a facemount type clutch conversion kit.</i>		
	Specs: 1.125" Crankshaft, 4.13" Double Pulley, Counter Clockwise, A/B Belt, 200 ft.lbs torque		



<b>Xtreme No.</b> <b>X0288</b> 	<b>OEM Part No.</b> 7601023MA 7601023 690461MA 690461	<b>Where Used:</b> The Super Smooth <b>"Xtreme Precision"</b> Machined Pulley 461603x48A Garden Tractor 465618x48A Lawn Tractors 465614x48A Lawn Tractors 468600x43A Lawn Tractor 50572X89A Lawn Tractor Craftsman Tractor Model: C950-60470-0 Craftsman Tractor Model: C950-60472-0	<b>Wire Harness</b> Integrated Wire  <b>Main Harness Repair Kit:</b> PN: XMC1003 
	<b>Models Must Confirm OEM Part Number</b>		
	Specs: 1.00" Crankshaft, 6.000" Pulley, Counter Clockwise, A/B Belt, 125 ft.lbs torque		



<b>Xtreme No.</b> <b>X0190</b> 	<b>OEM Part No.</b> 326108MA 326108	<b>Where Used:</b> Free <b>High Torque Cool Coil</b> Upgrade  Too Many to List	<b>Wire Harness</b> Integrated Wire  <b>Main Harness Repair Kit:</b> PN: XMC1003 
	Specs: 1.00" Crankshaft, 5.312" Pulley, Counter Clockwise, A/B Belt, 110 ft.lbs torque		



<b>Xtreme No.</b> <b>X0395</b> 	<b>OEM Part No.</b> 7063246YP 7063246 63246	<b>Where Used:</b> The Super Smooth <b>"Xtreme Precision"</b> Machined Pulley  Too Many to List	<b>Wire Harness</b> Integrated Wire  <b>Main Harness Repair Kit:</b> PN: XMC1003 
	Specs: 1.00" Crankshaft, 5.312" Pulley, Counter Clockwise, A/B Belt, 125 ft.lbs torque		

<b>Xtreme No.</b> <b>X0106</b> 	<b>OEM Part No.</b>	<b>Where Used:</b>	<b>Wire Harness</b>
	461397	The Super Smooth " <b>Xtreme Precision</b> " Machined Pulley Over 200 Scag Models	Integrated Wire
	This is the WARNER VERSION. This CLUTCH DOES NOT replace the Ogura Version		<b>Main Harness Repair Kit:</b> <b>PN: XMC1003</b> 
Specs: 1.0" Crankshaft, 6.313" Pulley, Clockwise, 5/8" Belt, 200 ft.lbs torque			

<b>Xtreme No.</b> <b>X0292</b>  <b>Torque</b> <small>HIGH TORQUE SERIES</small> <b>FatBoy</b> <small>HEAVY DUTY SERIES</small>	<b>OEM Part No.</b>	<b>Where Used:</b>	<b>Wire Harness</b>
	461716 461395 481530	Free <b>High Torque Cool Coil</b> Upgrade Scag Turf Tiger Models : STT52 STT52B STT61 STT61B	Integrated Wire
	<b>All Models Must Confirm OEM Part Number</b>		<b>Main Harness Repair Kit:</b> <b>PN: XMC1003</b> 
<i>Note: Not a replacement for mowers using the Ogura Brand Clutch</i>			
Specs: 1.125" Crankshaft, 6.05 Pulley, Clockwise, A/B Belt, 175 ft.lbs torque			

<b>Xtreme No.</b> <b>X0279</b>  <b>FatBoy</b> <small>HEAVY DUTY SERIES</small>	<b>OEM Part No.</b>	<b>Where Used:</b>	<b>Wire Harness</b>
	481228	Free Heavy Duty " <b>FatBoy Series</b> " Upgrade  Scag STR20 Scag STR22	Integrated Wire
	<b>All Models Must Confirm OEM Part Number</b>		<b>Main Harness Repair Kit:</b> <b>PN: XMC1003</b> 
Specs: 1.125" Crankshaft, 6.05 Pulley, Clockwise, 5/8" Belt, 175 ft.lbs torque			

<b>Xtreme No.</b> <b>X0233</b>  <b>Torque</b> <small>HIGH TORQUE SERIES</small>	<b>OEM Part No.</b>	<b>Where Used:</b>	<b>Wire Harness</b>
	481204	Free <b>High Torque Cool Coil</b> Upgrade  Mag III Serial no. 60000 - 79999	Integrated Wire
	<b>All Models Must Confirm OEM Part Number</b>		<b>Main Harness Repair Kit:</b> <b>PN: XMC1003</b> 
Specs: 1.00" Crankshaft, 6.1 Pulley, Counter Clockwise, 5/8" Belt, 175 ft.lbs torque			

<p><b>Xtreme No. X0165</b></p>  <p><b>Torque</b> HIGH TORQUE SERIES</p>	<b>OEM Part No.</b>	<b>Where Used:</b>	<b>Wire Harness</b>
	461074 48786 481633	Free <b>High Torque Cool Coil</b> Upgrade  <b>Over 100 Scag Model Use This Clutch</b>	Integrated Wire
		SSZ Series STHM Series SW Series SWZ Series	<b>Main Harness Repair Kit: PN: XMC1003</b> 
	<b>All Models Must Confirm the OEM Part Number</b>		
	<i>Note: Not a replacement for mowers using the Ogura Brand Clutch</i>		
Specs: 1.00" Crankshaft, 6.00" Pulley, Clockwise, 5/8" Belt, 105 ft.lbs torque			

## Need Help Finding the Right Clutch?



- Find the clutch part number located on the clutch. Then, use our Easy Xross Reference in Section 1
- Locate the machine model & serial number, and use the internet to find the correct part number.
- Call your distributor with the machine model and serial number

## Installation Tips:



DO NOT use an impact wrench when tightening the mounting bolt. Over tightening the mounting bolt will cause bearing damage. See our installation guide for the proper torque required.



Always check the clutch wire to make sure there will be no rubbing. We supply tie wraps with every clutch to make sure wires are properly secured and protected.







Always replace the clutch bolt if possible. If not, make sure the bolt is clean and free of any oil. Carburetor cleaner works great for removing oily residue.



# Sears/Craftsman

(also see AYP, Husqvarna, MTD, Cub Cadet, Snapper)



Xtreme No.	OEM Part No.	Where Used:	Wire Harness
<b>X0002</b> 	532145028	Sears/AYP Series CO	Integrated Wire
	145028	Sears/AYP Series CT	
	1686882SM	Sears/AYP Series DB	 <b>Main Harness Repair Kit:</b> PN: XMC1003
	1686882	Sears/AYP Series DPR	
	1708536	Sears/AYP Series PP	
		Sears/AYP Series PR	
		Sears/AYP Series QP	
		Sears/AYP Series RE	
		Sears/AYP Series RK	
		Sears/AYP Series YG	
		Sears/AYP Series YP	
<b>Models Must Confirm OEM Part Number</b>			
Specs: 1.0" Crankshaft, 5.375" Pulley, Counter Clockwise, A/B Belt, 80 ft.lbs torque			

Xtreme No.	OEM Part No.	Where Used:	Wire Harness
<b>X0184</b> 	532142600	Free <b>High Torque Cool Coil</b> Upgrade	Integrated Wire
	142600	Sears / AYP :	
	137140	LT1000	 <b>Main Harness Repair Kit:</b> PN: XMC1003
	532108218	Too Many To List	
	108218X		
	917-0949		
	917-1434		
Specs: 1.00" Crankshaft, 5.375" Pulley, Counter Clockwise, A-B Belt, 105 ft.lbs torque			

Xtreme No.	OEM Part No.	Where Used:	Wire Harness
<b>X0191</b> 	532174509	Free <b>High Torque Cool Coil</b> Upgrade	Integrated Wire
	174509	Sears / AYP :	
	532170056	GTH220 Before Year 1999	 <b>Main Harness Repair Kit:</b> PN: XMC1003
	170056	HAGTH220B Before Year 1999	
	532140923	PP22H50K	
	140923	PP22H50KA	
	532150283		
<b>Models Must Confirm OEM Part Number</b>			
Specs: 1.125" Crankshaft, 5.320" Offset Pulley, Counter Clockwise, A-B Belt, 105 ft.lbs torque			




## Need Help Finding the Right Clutch?








Sears / Craftsman Mowers are made by many manufacturers including: Cub Cadet, MTD, Husqvarna, Snapper and Many Others.



The Best way is to Find the clutch part number located on the clutch. Then, use our Easy Xross Reference located in Section 1



Xtreme No.	OEM Part No.	Where Used:	Wire Harness
<b>X0185</b>  	917-0983	Free <b>High Torque Cool Coil</b> Upgrade	Integrated Wire
	717-0983		
	7053679	Too Many to List	<b>Main Harness Repair Kit:</b> <b>PN: XMC1003</b> 
	7016343		
	917-3497		
	717-3497		
16343	Specs: 1.000" Crankshaft, 5.35" Pulley, Counter Clockwise, A/B" Belt, 105 ft.lbs torque		



Xtreme No.	OEM Part No.	Where Used:	Wire Harness
<b>X0164</b>  	7074022	Free <b>High Torque Cool Coil</b> Upgrade	Integrated Wire
	74022		
	7074022YP	Too Many to List <b>There are 105 Models that use this clutch</b>	<b>Main Harness Repair Kit:</b> <b>PN: XMC1003</b> 
	917-1708		
	717-1708		
Specs: 1.000" Crankshaft, 5.35" Pulley, Counter Clockwise, A/B" Belt, 105 ft.lbs torque			



Xtreme No.	OEM Part No.	Where Used:	Wire Harness
<b>X0365</b> 	917-04180	The Super Smooth <b>"Xtreme Precision"</b> Machined Pulley	Integrated Wire
	717-08180		
	Too Many to List		<b>Main Harness Repair Kit:</b> <b>PN: XMC1002</b> 
Specs: 1.000" Crankshaft, 6.05" Pulley, Counter Clockwise, A/B" Belt, 125 ft.lbs torque			




Xtreme No.	OEM Part No.	Where Used:	Wire Harness
<b>X0065</b> 	917-1774C	The Super Smooth <b>"Xtreme Precision"</b> Machined Pulley	Integrated Wire
	917-1774B		
	717-1774	Craftsman Pro PG T9000 Too Many To List	<b>Main Harness Repair Kit:</b> <b>PN: XMC1003</b> 
	717-1774B		
	917-05001		
	<b>Models Must Confirm OEM Part Number</b>		
Specs: 1.00" Crankshaft, 6.00" Pulley, Counter Clockwise, A or B Belt, 125 ft.lbs torque			



# Simplicity








Xtreme No. <b>X0002</b>	OEM Part No.	Where Used:	Wire Harness
		1686882SM	<b>344</b> Total Models Use This Clutch. We recommend checking the mower model number on the internet  UpGraded to 3 Layer " <b>Xtreme TOUGH</b> " Integrated Connector  ZT Series 400 Series Coronet Series Regent Series
1686882 1708536		<b>Main Harness Repair Kit:</b> PN: XMC1003 	
Specs: 1.00" Crankshaft, 5.345" Pulley, Counter Clockwise, 1dA Belt, 60 ft.lbs torque			




Xtreme No. <b>X0354</b>	OEM Part No.	Where Used:	Wire Harness
		5100915	The Super Smooth " <b>Xtreme Precision</b> " Machined Pulley  ZT 3500 Series ZT 4000 Series
5100915S 5100915SM		<b>Main Harness Repair Kit:</b> PN: XMC1003 	
<b>All Models Must Confirm OEM Part Number</b>			
Specs: 1.00" Crankshaft, 6.00" Pulley, Counter Clockwise, A/B Belt, 125 ft.lbs torque			



Xtreme No. <b>X0245</b>	OEM Part No.	Where Used:	Wire Harness
	 	5100084	Free Heavy Duty " <b>FatBoy Series</b> " Upgrade Citation Series Model Numbers: 5900522    5900527    5900820 5900523    5900530    5900821 5900524    5900531    5900954 5900525    5900762    2690479 5900526    5900764
5100084S 5100084SM		<b>Main Harness Repair Kit:</b> PN: XMC1003 	
<b>All Models Must Confirm OEM Part Number</b>			
Specs: 1.125" Crankshaft, 6.000" Pulley, Counter Clockwise, 5/8" Belt, 175 ft.lbs torque			




Xtreme No. <b>X0224</b>	OEM Part No.	Where Used:	Wire Harness
		5100875	The Super Smooth " <b>Xtreme Precision</b> " Machined Pulley Cobalt Series Model Numbers : 5900763 5900819
5100875S 5100875SM		<b>Main Harness Repair Kit:</b> PN: XMC1003 	
<b>All Models Must Confirm OEM Part Number</b>			
Specs: 1.125" Crankshaft, 6.00" Pulley, Counter Clockwise, 5/8" Belt, 200 ft.lbs torque			




<b>Xtreme No.</b> <b>X0136</b> 	<b>OEM Part No.</b>	<b>Where Used:</b>	<b>Wire Harness</b>
	1686737SM 1674750SM	UpGraded to 3 Layer " <b>Xtreme TOUGH</b> " Integrated Connector  Sunstar 20 Series  This is a facemount type clutch High Torque Conversion kit.	<b>Free Upgrade:</b> Integrated Water Tight Wire Harness  <b>Main Harness Repair Kit:</b> PN: XMC1003 
	<b>All Models Must Confirm OEM Part Number</b>		
Specs: 1.125" Crankshaft, 4.15" Double Pulley, Counter Clockwise, 1/2" Belt, 175 ft.lbs torque			





<b>Xtreme No.</b> <b>X0165</b>  	<b>OEM Part No.</b>	<b>Where Used:</b>	<b>Wire Harness</b>
	21823 5021823 21823SM 5021823SM	Free <b>High Torque Cool Coil</b> Upgrade  Walk Behinds Broadmoor	Integrated Wire  <b>Main Harness Repair Kit:</b> PN: XMC1003 
	<b>All Models Must Confirm OEM Part Number</b>		
Specs: 1.00" Crankshaft, 6.00" Pulley, Clockwise, 5/8" Belt, 105 ft.lbs torque			




<b>Xtreme No.</b> <b>X0185</b>  	<b>OEM Part No.</b>	<b>Where Used:</b>	<b>Wire Harness</b>
	1703816 71703816 1703816SM	Free <b>High Torque Cool Coil</b> Upgrade  <b>183 Models Use this Clutch</b>  LT Series LTH Series LTG Series 1613H - 1615H - 1616H 1613G - 1615G 2614H - 2616H Broadmoor 24 Chipper Shredder	Integrated Wire  <b>Main Harness Repair Kit:</b> PN: XMC1003 
	<b>All Models Must Confirm OEM Part Number</b>		
Specs: 1.000" Crankshaft, 5.35" Pulley, Counter Clockwise, A/B" Belt, 105 ft.lbs torque			

<b>Xtreme No.</b> <b>X0330</b> 	<b>OEM Part No.</b>	<b>Where Used:</b>	<b>Wire Harness</b>
	5101529YP 5101529	The Super Smooth " <b>Xtreme Precision</b> " Machined Pulley  5900928 - 355X	Integrated Wire  <b>Main Harness Repair Kit:</b> PN: XMC1003 
	<b>All Models Must Confirm OEM Part Number</b>		
Specs: 1.000" Crankshaft, 6.10" Pulley, Counter Clockwise, A/B" Belt, 125 ft.lbs torque			

<b>Xtreme No.</b> <b>X0144</b>  	<b>OEM Part No.</b> 1686883 1686883SM	<b>Where Used:</b> The Super Smooth " <i>Xtreme Precision</i> " Machined Pulley <b>303 Models Use this Clutch</b> Landlord DLX Series Conquest Series Prestige Series 1717H - 1718H - 1720H Series 2720H - 2718H - 2723H Series	<b>Wire Harness</b> Integrated Wire  <b>Main Harness Repair Kit:</b> PN: XMC1003 
	<b>All Models Must Confirm OEM Part Number</b>		
	Specs: 1.000" Crankshaft, 5.37" Pulley, Counter Clockwise, A/B" Belt, 110 ft.lbs torque		

<b>Xtreme No.</b> <b>X0174</b>  	<b>OEM Part No.</b> 1706692SM	<b>Where Used:</b> Free <i>High Torque Cool Coil</i> Upgrade <b>104 Models Use this Clutch</b> GTG Series GTH Series Landlord Series 1717H - 1718H - 1720H Series 2720H - 2718H - 2723H Series	<b>Wire Harness</b> Integrated Wire  <b>Main Harness Repair Kit:</b> PN: XMC1003 
	<b>All Models Must Confirm OEM Part Number</b>		
	Specs: 1.000" Crankshaft, 5.3" Pulley, Counter Clockwise, A/B" Belt, 110 ft.lbs torque		

<b>Xtreme No.</b> <b>X0175</b>   	<b>OEM Part No.</b> Sunstar	<b>Where Used:</b> The Super Smooth " <i>Xtreme Precision</i> " Machined Pulley  The Sunstar Series Mowers	<b>Wire Harness</b> Integrated Wire  <b>Main Harness Repair Kit:</b> PN: XMC1003 
	<b>All Models Must Confirm OEM Part Number</b>		
	Specs: 1.125" Crankshaft, Double Pulley, Counter Clockwise, A/B" Belt, 110 ft.lbs torque		

<b>Xtreme No.</b> <b>X0294</b>  	<b>OEM Part No.</b> Sunstar	<b>Where Used:</b> Free <i>High Torque Cool Coil</i> Upgrade  The Sunstar Series Mowers	<b>Wire Harness</b> Integrated Wire  <b>Main Harness Repair Kit:</b> PN: XMC1003 
	<b>All Models Must Confirm OEM Part Number</b>		
	Specs: 1.125" Crankshaft, 4.2" Pulley, Counter Clockwise, A/B" Belt, 200 ft.lbs torque		

## Need Help Finding the Right Clutch?



- Find the clutch part number located on the clutch. Then, use our Easy Xross Reference in Section 1
- Locate the machine model & serial number, and use the internet to find the correct part number.
- Call your distributor with the machine model and serial number

## Installation Tips:



DO NOT use an impact wrench when tightening the mounting bolt. Over tightening the mounting bolt will cause bearing damage. See our installation guide for the proper torque required.



INSPECT the mower electrical system. Sometimes the reason the clutch failed is the mowers electrical system. Most mowers should read between 13.4 vlt DC and 14.2 vlt DC with the engine at full throttle. Anything less or more and the new clutch will fail.

TIP: The easiest place to check system voltage is at the battery with the engine at full RPM's



**BURNISH:** Don't forget to burnish the new clutch. Burnishing is easy and makes the clutchs gripping stronger and prevents armature warping. Burnishing is Xtremely important!




Always check the clutch wire to make sure there will be no rubbing. We supply tie wraps with every clutch to make sure wires are properly secured and protected.





Always replace the clutch bolt if possible. If not, make sure the bolt is clean and free of any oil. Carburetor cleaner works great for removing oily residue.







**NEW ENGINE?** Make sure the crankshaft length and HP are exactly the same. If not, give our free engineering support a call.




Xtreme No. <b>X0196</b>	OEM Part No.	Where Used:	Wire Harness
		7079446YP 7079446 79197 79446 7079197 7-9197 7-9446	Free <b>High Torque Cool Coil</b> Upgrade ZTR Series 0 ZTR Series 1 ZTR Series 2 ZTR Series 3 ZTR Series 4 ZTR Series 5
<b>All Models Must Confirm OEM Part Number</b>			
Specs: 1.00" Crankshaft, 5.35" Pulley, Clockwise, 1/2" Belt, 105 ft.lbs torque			




Xtreme No. <b>X0168</b>	OEM Part No.	Where Used:	Wire Harness
		7017063YP 7017063 17063 1-7063	Free <b>High Torque Cool Coil</b> Upgrade PRO Hydro PRO Gear Drive Pro 8 Gear Pro 8 Mid-Size Gear Drive
<b>All Models Must Confirm OEM Part Number</b>			
Specs: 1.00" Crankshaft, 6.03" Pulley, Counter Clockwise, A/B Belt, 105 ft.lbs torque			




Xtreme No. <b>X0185</b>	OEM Part No.	Where Used:	Wire Harness
		16343 19982 7053679 53679 7016343 7053679YP	Free <b>High Torque Cool Coil</b> Upgrade GT180 Series Tractors GYT Series Yard Tractor HT Series Tractor LT Series Tractor PL7H Series Hydro Pistol Grip Series PP7H Series Hydro Pistol Grip Series RYT Series Tractor YT Series Tractor
<b>All Models Must Confirm OEM Part Number</b>			
Specs: 1.000" Crankshaft, 5.35" Pulley, Counter Clockwise, A/B" Belt, 105 ft.lbs torque			




Xtreme No. <b>X0164</b>	OEM Part No.	Where Used:	Wire Harness
		7074022YP 7074022 74022 7-4022	Free <b>High Torque Cool Coil</b> Upgrade ZTR Twin Stick Series 6 ZTR Yard Cruiser Series 1 ZTR Yard Cruiser Series 2 ZTR Yard Cruiser Series 3 ZTR Yard Cruiser Series 4 ZTR Scrambler Series 5 - 6
<b>All Models Must Confirm OEM Part Number</b>			
Specs: 1.000" Crankshaft, 5.35" Pulley, Counter Clockwise, A/B" Belt, 105 ft.lbs torque			




<b>Xtreme No.</b> <b>X0003</b> 	<b>OEM Part No.</b>	<b>Where Used:</b>	<b>Wire Harness</b>
	<b>OEM Part No.</b> 53740	MANY Models use this Clutch. We recommend checking your mower model number	Integrated Wire  
	7053740 7053740S 7053740SM	The Super Smooth " <b>Xtreme Precision</b> " Machined Pulley Yard Cruiser Series 0, 1 & 2 LT 145H Hydro Series C (Tractor) LT 160H Hydro Series C, D, F, G, H (Tractor) LT 180H Hydro Series D, F, G, H, I (Tractor) YZ Yard Cruiser ZTR Series 1 (33" & 38") YZ Yard Cruiser ZTR Series 2 (33" & 38")	
Specs: 1.00" Crankshaft, 5.345" Pulley, Counter Clockwise, A/B Belt, 80 ft.lbs torque			<b>Main Harness Repair Kit:</b> PN: XMC1003 




<b>Xtreme No.</b> <b>X0043</b> 	<b>OEM Part No.</b>	<b>Where Used:</b>	<b>Wire Harness</b>
	<b>OEM Part No.</b> 7058925YP	The Super Smooth " <b>Xtreme Precision</b> " Machined Pulley	Integrated Wire  
	7058925 58925 35520	EZF Series Out Front Mower MZM Series Mowers ZF Series Mowers ZM Series Mowers ZMT Series Mowers	
All Models Must Confirm OEM Part Number Specs: 1.125" Crankshaft, 4.875" Double Pulley, Clockwise, A-A Belt, 175 ft.lbs torque			<b>Main Harness Repair Kit:</b> PN: XMC1003 

<b>Xtreme No.</b> <b>X0002</b> 	<b>OEM Part No.</b>	<b>Where Used:</b>	<b>Wire Harness</b>
	<b>OEM Part No.</b> 1686882SM	UpGraded to 3 Layer " <b>Xtreme TOUGH</b> " Integrated Connector	Free Upgrade: Integrated Water Tight Wire Harness  
	1686882S 1686882 1708536	RT1330 All Models RT1330 Hydro All Models RT1330 E All Models RT1330 E Hydro All Models	
Specs: 1.00" Crankshaft, 5.2" Pulley, Counter Clockwise, A/B Belt, 80 ft.lbs torque			<b>Main Harness Repair Kit:</b> PN: XMC1003 

<b>Xtreme No.</b> <b>X0116</b> 	<b>OEM Part No.</b>	<b>Where Used:</b>	<b>Wire Harness</b>
	7019982	Free <b>High Torque Cool Coil</b> Upgrade	Integrated Wire  
	Too Many to List		
Specs: 1" Crankshaft, 5 3/8" Pulley, Counter Clockwise, A/B Belt 105 ft.lbs torque			<b>Main Harness Repair Kit:</b> PN: XMC1003 

<b>Xtreme No.</b> <b>X0394</b>  	<b>OEM Part No.</b> 885443YP 885443	<b>Where Used:</b> Free <b>High Torque Cool Coil</b> Upgrade 38" ELT16538RD (2690935) 16.5hp 38" ELT17538RDF (1696111-00) 17.5hp 38" ELT18V38RDF (1696112-00) 18hp	<b>Wire Harness</b> Integrated Wire Main Harness Repair Kit: PN: XMC1003 
	<b>All Models Must Confirm OEM Part Number</b>		
	Specs: 1" Crankshaft, 6" Pulley, Counter Clockwise, 5/8" Belt, 105 ft.lbs torque		

<b>Xtreme No.</b> <b>X0395</b>  	<b>OEM Part No.</b> 63246 7063246 7063246YP	<b>Where Used:</b> Free <b>High Torque Cool Coil</b> Upgrade ZTR Yard Cruiser 42" series 3 ZTR Yard Cruiser 42" series 4 ZTR Yard Cruiser 48" series 3 ZTR Yard Cruiser 48" series 4  ZTR Twin Stick 42" series 6 ZTR Twin Stick 48" series 6  ZTR Scrambler 42" series 5 ZTR Scrambler 42" series 6 ZTR Scrambler 48" series 5 ZTR Scrambler 48" series 6	<b>Wire Harness</b> Integrated Wire Main Harness Repair Kit: PN: XMC1003 
	<b>All Models Must Confirm OEM Part Number</b>		
	Specs: 1" Crankshaft, 5.35" Pulley, Counter Clockwise, 5/8" Belt, 125 ft.lbs torque		

<b>Xtreme No.</b> <b>X0144</b>  	<b>OEM Part No.</b> 1686883 1686883SM	<b>Where Used:</b> Free <b>High Torque Cool Coil</b> Upgrade Hydro Drive Garden Tractor Series : GT 500 Series LT 300 Series YT 400 Series	<b>Wire Harness</b> Integrated Wire Main Harness Repair Kit: PN: XMC1003 
	<b>All Models Must Confirm OEM Part Number</b>		
	Specs: 1" Crankshaft, 6.32" Pulley, Counter Clockwise, A/B" Belt, 105 ft.lbs torque		

## Installation Tip:









DO NOT use an impact wrench when tightening the mounting bolt. Over tightening the mounting bolt will cause bearing damage. See our installation guide for the proper torque required.







# Snapper



<b>Xtreme No.</b> <b>X0224</b>  	<b>OEM Part No.</b> 5100875 5100875S 5100875SM	<b>Where Used:</b> Free Heavy Duty <b>"FatBoy Series"</b> Upgrade  Too Many to List	<b>Wire Harness</b> Integrated Wire  <b>Main Harness Repair Kit:</b> PN: XMC1003 
	Specs: 1.125" Crankshaft, 7.2" Pulley, Counter Clockwise, 5/8" Belt, 200 ft.lbs torque		




<b>Xtreme No.</b> <b>X0245</b>  	<b>OEM Part No.</b> 5100084 5100084S 5100084SM	<b>Where Used:</b> Free <b>High Torque Cool Coil</b> Upgrade  S50X Series S75X Series S150X Series S200X Series S50XT Series S125XT Series S200XT Series SW30KAV Series SW35KAV Series	<b>Wire Harness</b> Integrated Wire  <b>Main Harness Repair Kit:</b> PN: XMC1003 
	All Models Must Confirm OEM Part Number Specs: 1.125" Crankshaft, 6.25" Pulley, Counter Clockwise, 5/8" Belt, 200 ft.lbs torque		



<b>Xtreme No.</b> <b>X0330</b> 	<b>OEM Part No.</b> 5101529 5101529SM 5101529YP 5101529SM 5101529YP	<b>Where Used:</b> The Super Smooth <b>"Xtreme Precision"</b> Machined Pulley  355 Series : 5900768 355Z Series : 5900748 - 5900755 365Z Series : 5901278 - 5900946 All have serial no. 2013063378 and Up	<b>Wire Harness</b> Integrated Wire  <b>Main Harness Repair Kit:</b> PN: XMC1003 
	All Models Must Confirm OEM Part Number Specs: 1.00" Crankshaft, 6" Pulley, Counter Clockwise, A/B Belt, 125 ft.lbs torque		



<b>Xtreme No.</b> <b>X0354</b> 	<b>OEM Part No.</b> 5100915 5100915S 5100915SM	<b>Where Used:</b> The Super Smooth <b>"Xtreme Precision"</b> Machined Pulley  400Z 48" Series : 5901275 400Z 48" Series : 5901409 400Z 48" Series : 5900528 400Z 48" Series : 5901406 500Z 48" Series : 5900731 500Z 48" Series : 5900532	<b>Wire Harness</b> Integrated Wire  <b>Main Harness Repair Kit:</b> PN: XMC1003 
	All Models Must Confirm OEM Part Number Specs: 1.00" Crankshaft, 6" Pulley, Counter Clockwise, 5/8" Belt, 125 ft.lbs torque		



# Snapper Pro



Xtreme No.	OEM Part No.	Where Used:	Wire Harness	
<b>X0165</b>  	5021823	Free <b>High Torque Cool Coil</b> Upgrade Series 4 Walk Behinds Gear OR Hydro Drive Model Numbers: 7080682 - 7080683 - 7080685 7080686 - 7080687 - 7080695 7080717 & Many More	Integrated Wire	
	7029678			
	21823			
	29678		Main Harness Repair Kit: PN: XMC1003 	
<b>All Models Must Confirm OEM Part Number</b>				
Specs: 1.00" Crankshaft, 6.00" Pulley, Clockwise, 5/8" Belt, 105 ft.lbs torque				



Xtreme No.	OEM Part No.	Where Used:	Wire Harness	
<b>X0002</b> 	1686882	The Super Smooth " <b>Xtreme Precision</b> " Machined Pulley RT1330 30" 13HP RER Hydro Drive Series 0	Integrated Wire	
	1686882S			
	1686882SM			
<b>All Models Must Confirm OEM Part Number</b>			Main Harness Repair Kit: PN: XMC1003 	
Specs: 1.00" Crankshaft, 5.345" Pulley, Counter Clockwise, A/B Belt, 60 ft.lbs torque				



Xtreme No.	OEM Part No.	Where Used:	Wire Harness	
<b>X0003</b> 	7053740	The Super Smooth " <b>Xtreme Precision</b> " Machined Pulley Yard Cruiser Series 0, 1 & 2 LT 145H Hydro Series C (Tractor) LT 160H Hydro Series C, D, F, G, H (Tractor) LT 180H Hydro Series D, F, G, H, I (Tractor) YZ Yard Cruiser ZTR Series 1 (33" & 38") YZ Yard Cruiser ZTR Series 2 (33" & 38")	Integrated Wire	
	53740			
<b>All Models Must Confirm OEM Part Number</b>			Main Harness Repair Kit: PN: XMC1003 	
Specs: 1.00" Crankshaft, 5.345" Pulley, Counter Clockwise, A/B Belt, 60 ft.lbs torque				




Xtreme No.	OEM Part No.	Where Used:	Wire Harness	
<b>X0043</b> 	7058925	The Super Smooth " <b>Xtreme Precision</b> " Machined Pulley EZF Series Out Front Mower MZM Series Mowers ZM and ZMT Series ZF Series	Integrated Wire	
	58925			
<b>All Models Must Confirm OEM Part Number</b>			Main Harness Repair Kit: PN: XMC1003 	
Specs: 1.125" Crankshaft, 4.875" Double Pulley, Clockwise, A-A Belt, 175 ft.lbs torque				



# Snapper Pro



<b>Xtreme No.</b> <b>X0224</b> 	OEM Part No.	Where Used:	Wire Harness
	5100875 5100875S 5100875SM	The Super Smooth " <b>Xtreme Precision</b> " Machined Pulley  Too Many to List	Integrated Wire  Main Harness Repair Kit: PN: XMC1003 
Specs: 1.125" Crankshaft, 7.20" Pulley, Counter Clockwise, A/B Belt, 200 ft.lbs torque			



<b>Xtreme No.</b> <b>X0354</b> 	OEM Part No.	Where Used:	Wire Harness
	5100915 5100915S 5100915SM	The Super Smooth " <b>Xtreme Precision</b> " Machined Pulley  S50X Series Briggs & Stratton S50XT Series Briggs & Stratton	Integrated Wire  Main Harness Repair Kit: PN: XMC1003 
All Models Must Confirm OEM Part Number			
Specs: 1.00" Crankshaft, 6.00" Pulley, Counter Clockwise, A/B Belt, 125 ft.lbs torque			



<b>Xtreme No.</b> <b>X0245</b>  	OEM Part No.	Where Used:	Wire Harness
	5100084 5100084S 5100084SM	Free <b>High Torque Cool Coil</b> Upgrade Free Heavy Duty " <b>FatBoy Series</b> " Upgrade  S50XT Series Kawasaki Only S75XT Series S150XT Series S200XT Series SW30 Series Walk Behind	Integrated Wire  Main Harness Repair Kit: PN: XMC1003 
All Models Must Confirm OEM Part Number			
Specs: 1.125" Crankshaft, 6.000" Pulley, Counter Clockwise, 5/8" Belt, 175 ft.lbs torque			



<b>Xtreme No.</b> <b>X0330</b> 	OEM Part No.	Where Used:	Wire Harness
	5101529 5101529S 5101529SM 5101529YP	UpGraded to 3 Layer " <b>Xtreme TOUGH</b> " Integrated Connector  355 Series : 5900768 355Z Series : 5900748 - 5900755 365Z Series : 5901278 - 5900946 All have serial no. 2013063378 and Up	Free Upgrade: Integrated Water Tight Wire Harness  Main Harness Repair Kit: PN: XMC1003 
All Models Must Confirm OEM Part Number			
Specs: 1.00" Crankshaft, 6.00" Pulley, Counter Clockwise, 5/8" Belt, 125 ft.lbs torque			



# Swisher



<b>Xtreme No.</b> <b>X0101</b> 	OEM Part No.	Where Used:	Wire Harness
	3813	The Super Smooth <i>"Xtreme Precision"</i> Machined Pulley Swisher ZT245 2A	Integrated Wire
<b>Models Must Confirm OEM Part Number</b>			<b>Main Harness Repair Kit:</b> <b>PN: XMC1003</b> 
1.00" Crankshaft, 5-5/8" Offset Pulley, Counter Clockwise, 5/8" Belt, 125 ft.lbs torque			

<b>Xtreme No.</b> <b>X0003</b> 	OEM Part No.	Where Used:	Wire Harness
	688EC	The Super Smooth <i>"Xtreme Precision"</i> Machined Pulley  Too Many To List	Integrated Wire
<b>Models Must Confirm OEM Part Number</b>			<b>Main Harness Repair Kit:</b> <b>PN: XMC1003</b> 
Specs: 1.0" Crankshaft, 5.375" Pulley, Counter Clockwise, A/B Belt, 80 ft.lbs torque			

<b>Xtreme No.</b> <b>X0299</b> 	OEM Part No.	Where Used:	Wire Harness
	7514	The Super Smooth <i>"Xtreme Precision"</i> Machined Pulley  Too Many To List	Integrated Wire
<b>Models Must Confirm OEM Part Number</b>			<b>Main Harness Repair Kit:</b> <b>PN: XMC1003</b> 
Specs: 1.0" Crankshaft, 4.2" Pulley, Counter Clockwise, A/B Belt, 200 ft.lbs torque			

<b>Xtreme No.</b> <b>X0388</b> 	OEM Part No.	Where Used:	Wire Harness
	14335	The Super Smooth <i>"Xtreme Precision"</i> Machined Pulley  Too Many To List	Integrated Wire
<b>Models Must Confirm OEM Part Number</b>			<b>Main Harness Repair Kit:</b> <b>PN: XMC1003</b> 
1.125" Crankshaft, 5-5/8" Offset Pulley, Counter Clockwise, 5/8" Belt, 125 ft.lbs torque			

## Need Help Finding the Right Clutch?



- Find the clutch part number located on the clutch. Then, use our Easy Xross Reference in Section 1
- Locate the machine model & serial number, and use the internet to find the correct part number.
- Call your distributor with the machine model and serial number

## Installation Tips:



DO NOT use an impact wrench when tightening the mounting bolt. Over tightening the mounting bolt will cause bearing damage. See our installation guide for the proper torque required.



INSPECT the mower electrical system. Sometimes the reason the clutch failed is the mowers electrical system. Most mowers should read between 13.4 vlt DC and 14.2 vlt DC with the engine at full throttle. Anything less or more and the new clutch will fail.

TIP: The easiest place to check system voltage is at the battery with the engine at full RPM's



**BURNISH:** Don't forget to burnish the new clutch. Burnishing is easy and makes the clutches gripping stronger and prevents armature warping. Burnishing is Xtremely important!





Always check the clutch wire to make sure there will be no rubbing. We supply tie wraps with every clutch to make sure wires are properly secured and protected.







Always replace the clutch bolt if possible. If not, make sure the bolt is clean and free of any oil. Carburetor cleaner works great for removing oily residue.





**NEW ENGINE?** Make sure the crankshaft length and HP are exactly the same. If not, give our free engineering support a call.

<b>Xtreme No. X0385</b> 	<b>OEM Part No.</b>	<b>Where Used:</b>	<b>Wire Harness</b>
	104-2472	The Super Smooth " <i>Xtreme Precision</i> " Machined Pulley 315-8 Garden Tractor 2002-04 serial no. 220000001 to 230999999 GT Classic Garden Tractor 2005-07 serial no. 250000001 to 270999999	Integrated Wire  Main Harness Repair Kit: PN: XMC1003 
	Specs: 1.125" Crankshaft, Double Pulley, Clockwise, A/B Belt, 125 ft.lbs torque		

<b>Xtreme No. X0369</b> 	<b>OEM Part No.</b>	<b>Where Used:</b>	<b>Wire Harness</b>
	108-9510	The Super Smooth " <i>Xtreme Precision</i> " Machined Pulley RT380H Recycling Mower serial no. 280000001 to 290999999 XL 380H Lawn Tractor serial no. 250000001 to 310999999 XL 380 Lawn Tractor serial no. 250000001 to 250999999	Integrated Wire  Main Harness Repair Kit: PN: XMC1002 
	Specs: 1.00" Crankshaft, 6.056" Pulley, Counter Clockwise, A/B Belt, 125 ft.lbs torque		

<b>Xtreme No. X0352</b> 	<b>OEM Part No.</b>	<b>Where Used:</b>	<b>Wire Harness</b>
	106-4099	UpGraded to 3 Layer " <i>Xtreme TOUGH</i> " Integrated Connector 410 & 420 & 430 Garden Tractor 2005-06 serial no. 250000001 to 260999999 416XT Garden Tractor 2003-04 serial no. 230000001 to 240999999 417XT Garden Tractor 2003-04 serial no. 230000001 to 240999999 419XT Garden Tractor 2003-04 serial no. 230000001 to 240999999	Free Upgrade: Integrated Water Tight Wire Harness  Main Harness Repair Kit: PN: XMC1002 
	Specs: 1.00" Crankshaft, 6.056" Pulley, Clockwise, A/B Belt, 125 ft.lbs torque		

<b>Xtreme No. X0142</b> 	<b>OEM Part No.</b>	<b>Where Used:</b>	<b>Wire Harness</b>
	119-9057	The Super Smooth " <i>Xtreme Precision</i> " Machined Pulley LX468 Lawn Tractors 2010 to 2011	Integrated Wire  Main Harness Repair Kit: PN: XMC1003 
	All Models Must Confirm OEM Part Number Specs: 1.00" Crankshaft, 6.0" Offset Pulley, Counter Clockwise, 5/8" Belt, 125 ft.lbs torque		

<b>Xtreme No.</b> <b>X0472</b>   	<b>OEM Part No.</b>	<b>Where Used:</b>	<b>Wire Harness</b>
	92-6885 92-1686 78-6990	Free <b>High Torque Cool Coil</b> Upgrade 264-6 & 264-H Yard Tractor 1994-96 sn4900001-6999999 265-H Lawn Tractor 1994-99 sn6900001-9999999 266-H Lawn Tractor 1994-96 sn4900001-6999999 267-H Lawn Tractor 1994-99 sn6900001-8999999 268-H Lawn Tractor 1994-99 sn4900001-9999999 270-H Lawn Tractor 1997-99 sn6900001-9999999	Integrated Wire
	<b>All Models Must Confirm OEM Part Number</b>		<b>Main Harness Repair Kit:</b> <b>PN: XMC1003</b> 
Specs: 1.00" Crankshaft, Double Pulley, Counter Clockwise, A/B Belt, 110 ft.lbs torque			



<b>Xtreme No.</b> <b>X0351</b> 	<b>OEM Part No.</b>	<b>Where Used:</b>	<b>Wire Harness</b>
	103-9950 100-6059	The Super Smooth " <b>Xtreme Precision</b> " Machined Pulley 260 Garden Tractor sn 200000001-22099999 265 Garden Tractor sn 200000001-22099999 266 Garden Tractor sn 210000001-22099999 268 Garden Tractor sn 200000001-22099999 270 Garden Tractor sn 200000001-23099999 Z Master Z300 sn 2800000001-2909999999 Z Master Z334 sn 2700000001-2709999999 Z Master Z340 sn 2700000001-2709999999	Integrated Wire
	<b>All Models Must Confirm OEM Part Number</b>		<b>Main Harness Repair Kit:</b> <b>PN: XMC1003</b> 
Specs: 1.00" Crankshaft, 6.00" Pulley, Counter Clockwise, A/B Belt, 125 ft.lbs torque			



<b>Xtreme No.</b> <b>X0197</b>   	<b>OEM Part No.</b>	<b>Where Used:</b>	<b>Wire Harness</b>
	94-2514	Free <b>High Torque Cool Coil</b> Upgrade 260 Series Lawn Tractor 265-6 Lawn Tractors 265-H Lawn Tractors 267-H Lawn Tractors 268-H Lawn Tractors 269-H Lawn Tractors 270-H Lawn Tractors	Integrated Wire
	<b>All Models Must Confirm OEM Part Number</b>		<b>Main Harness Repair Kit:</b> <b>PN: XMC1003</b> 
Specs: 1.00" Crankshaft, 6.03" Pulley, Counter Clockwise, A/B Belt, 105 ft.lbs torque			



# Toro



## Residential Garden Tractors





<b>Xtreme No.</b> <b>X0185</b> 	<b>OEM Part No.</b>	<b>Where Used:</b>  Free <b>High Torque Cool Coil</b> Upgrade Too Many to List	<b>Wire Harness</b>
	99-8012 113426		Integrated Wire <b>Main Harness Repair Kit:</b> PN: XMC1003 
Specs: 1.000" Crankshaft, 5.35" Pulley, Counter Clockwise, A/B" Belt, 105 ft.lbs torque			

<b>Xtreme No.</b> <b>X0483</b> 	<b>OEM Part No.</b>	<b>Where Used:</b>  Free <b>High Torque Cool Coil</b> Upgrade 518xi Garden Tractor 520xi & 520Lxi Garden Tractor 522xi & 522Lxi Garden Tractor 523Dxi & 550 Garden Tractor 522xi Indy Special Edition	<b>Wire Harness</b>
	94-2190		Integrated Wire <b>Main Harness Repair Kit:</b> PN: XMC1003 
Specs: 1.125" Crankshaft, 4.80" Double Pulley, Clockwise, 1/2" Belt, 105 ft.lbs torque			

<b>Xtreme No.</b> <b>X0196</b> 	<b>OEM Part No.</b>	<b>Where Used:</b>  Free <b>High Torque Cool Coil</b> Upgrade 612-Z Tractor serial no. 1000001-1999999 616-Z Tractor serial no. 100001-599999 616-Z Tractor serial no. 39000001-49999999 620-Z Tractor serial no. 100001-599999 Z118 serial no. 79000001-79999999	<b>Wire Harness</b>
	166277		Integrated Wire <b>Main Harness Repair Kit:</b> PN: XMC1003 
<b>All Models Must Confirm OEM Part Number</b>			
Specs: 1.00" Crankshaft, 5.35" Pulley, Clockwise, 1/2" Belt, 105 ft.lbs torque			

<b>Xtreme No.</b> <b>X0140</b> 	<b>OEM Part No.</b>	<b>Where Used:</b>  The Super Smooth " <b>Xtreme Precision</b> " Machined Pulley 800 Series Home Depot 50" & 54" LX500  GT2100 & GT2300 Garden Tractor All	<b>Wire Harness</b>
	112-0913		Integrated Wire <b>Main Harness Repair Kit:</b> PN: XMC1003 
<b>All Models Must Confirm OEM Part Number</b>			
Specs: 1.00" Crankshaft, 6.00" Offset Pulley, Counter Clockwise, 5/8" Belt, 125 ft.lbs torque			



<b>Xtreme No.</b> <b>X0450</b> 	<b>OEM Part No.</b>	<b>Where Used:</b>  Free <b>High Torque Cool Coil</b> Upgrade Proline 724-Z Tractors serial no. 590001-699999 Model 74140	<b>Wire Harness</b>
	93-3160		Integrated Wire <b>Main Harness Repair Kit:</b> PN: XMC1003 
Specs: 1.125" Crankshaft, 4.80" Double Pulley, Clockwise, 1/2" Belt, 105 ft.lbs torque			







# Toro



## Time Cutter/Tractor



<b>Xtreme No.</b> <b>X0003</b> 	<b>OEM Part No.</b> 104-3334	<b>Where Used:</b> The Super Smooth " <b>Xtreme Precision</b> " Machined Pulley TimeCutter 14-38Z , 16-38Z , 16-42Z serial no. 230000001-240999999 TimeCutter Z4200 serial no. 230000001-290999999 TimeCutter Z4220 & Z4202 serial no. 280000001-290999999 TimeCutter Z420 serial no. 250000001-270999999 RTZ480H Riding Mower serial no. 280000001-290999999 ZD420 & ZD420T Riding Mower serial no. 260000001-311999999 DH-150 - DH-170 - DH-190 Lawn Tractor DH-200 - DH-210 - DH-220 Lawn Tractor	<b>Wire Harness</b> Integrated Wire  Main Harness Repair Kit: PN: XMC1003 
<b>All Models Must Confirm OEM Part Number</b>			
Specs: 1.00" Crankshaft, 6.155" Pulley, Counter Clockwise, 5/8" Belt, 60 ft.lbs torque			

<b>Xtreme No.</b> <b>X0141</b> 	<b>OEM Part No.</b> 117-7468	<b>Where Used:</b> UpGraded to 3 Layer " <b>Xtreme TOUGH</b> " Integrated Connector TimeCutter Z4235 and Z4235-SS serial no. 310000001-312999999 TimeCutter ZS 3200 serial no. 311000001-312999999 TimeCutter Z4200 serial no. 310000001-310999999 TimeCutter ZS4200 - SS4200S - SS4200TF serial no. 311000001-312999999 TimeCutter Z4202 serial no. 310000001-310999999 TimeCutter SS 3200S serial no. 312000001-312999999 TimeCutter MX4260 serial no. 312000001-312999999 XLS 380 Lawn Tractor serial no. 311000001-312999999 XLS 420T Lawn Tractor serial no. 311000001-312999999	<b>Wire Harness</b> Free Upgrade: Integrated Water Tight Wire Harness  Main Harness Repair Kit: PN: XMC1003 
<b>All Models Must Confirm OEM Part Number</b>			
Specs: 1.00" Crankshaft, 6.155" Pulley, Counter Clockwise, 5/8" Belt, 60 ft.lbs torque			



Xtreme No.	OEM Part No.	Where Used:	Wire Harness
 <p><b>X0138</b></p>	<p>104-3624 109-7035</p>	<p>The Super Smooth <i>"Xtreme Precision"</i> Machined Pulley</p> <p>TimeCutter Z16-44 (74501 &amp; 74502) serial no. 210000001-220999999</p> <p>TimeCutter Z17-44 (74401 &amp; 74601) serial no. 210000001-220999999</p> <p>TimeCutter 17-44ZX (74401, 74502, 74601) serial no. 220000001-240999999</p> <p>TimeCutter 18-44ZX (74602) serial no. 240000001-240999999</p> <p>TimeCutter Z17-52 (74701) serial no. 210000001-220999999</p> <p>TimeCutter 17-52ZX (74701) serial no. 230000001-230999999</p> <p>TimeCutter Z18-52 (74801) serial no. 220000001-220999999</p> <p>TimeCutter 18-52ZX (74405, 74801, 74702) serial no. 230000001-240999999</p> <p>TimeCutter 19-52ZX (74802) serial no. 240000001-240999999</p>	<p>Integrated Wire</p>
	<p>Specs: 1.00" Crankshaft, 7.250" Pulley, Counter Clockwise, 5/8" Belt, 125 ft.lbs torque</p>		<p><b>Main Harness Repair Kit:</b> PN: XMC1003</p> 



Xtreme No.	OEM Part No.	Where Used:	Wire Harness
 <p><b>X0379</b></p>	<p>110-6766</p>	<p>The Super Smooth <i>"Xtreme Precision"</i> Machined Pulley</p> <p>Time Cutter</p> <p>Z5020 - Z5030 - Z5035 - Z5040 - Z5060 SS5000 - SS5060 - ZS5000</p> <p>Titan Z4800 Titan Z5200 Titan ZX5000 Titan ZX5020</p>	<p>Integrated Wire</p>
	<p><b>All Models Must Confirm OEM Part Number</b></p> <p>Specs: 1.00" Crankshaft, 5.82" Pulley, Counter Clockwise, 5/8" Belt, 125 ft.lbs torque</p>		<p><b>Main Harness Repair Kit:</b> PN: XMC1002</p> 



# Toro



## TimeCutter / Titan








<b>Xtreme No.</b> <b>X0446</b> 	<b>OEM Part No.</b> 107-1733 108-9511	<b>Where Used:</b> The Super Smooth " <i>Xtreme Precision</i> " Machined Pulley TimeCutter 18-44ZX (74351) 2004 serial no. 240000001-240999999	<b>Wire Harness</b> Integrated Pigtail <b>Main Harness          Repair Kit:</b> <b>PN: XMC1002</b> 
	Specs: 1.00" Crankshaft, 6.250" Pulley, Counter Clockwise, 5/8" Belt, 125 ft.lbs torque		




<b>Xtreme No.</b> <b>X0200</b> 	<b>OEM Part No.</b> 105-3462	<b>Where Used:</b> The Super Smooth " <i>Xtreme Precision</i> " Machined Pulley TimeCutter 18-38Z (74301) 2003-04 serial no. 230000001-240999999 TimeCutter 380 (74402) 2005-07 serial no. 250000001-260999999 TimeCutter ZD380 (74432) 2006-07 serial no. 260000001-270999999	<b>Wire Harness</b> Integrated Wire <b>Main Harness          Repair Kit:</b> <b>PN: XMC1003</b> 
	Specs: 1.00" Crankshaft, 5.250" Pulley, Counter Clockwise, 5/8" Belt, 80 ft.lbs torque		




<b>Xtreme No.</b> <b>X0331</b> 	<b>OEM Part No.</b> 119-8941	<b>Where Used:</b> UpGraded to 3 Layer " <i>Xtreme TOUGH</i> " Integrated Connector TimeCutter ZS 5000TF 2013-15 serial no. 313000001-314999999 TimeCutter MX 5060 2012-14 serial no. 312000001-314999999 Titan MX4880 2011-13 serial no. 311000001-313999999 Titan MX5480 2011-13 serial no. 311000001-313999999 Titan MX6080 2011-13 serial no. 312000001-313999999	<b>Wire Harness</b> <b>Free Upgrade:</b> Integrated Water Tight Wire Harness <b>Main Harness          Repair Kit:</b> <b>PN: XMC1002</b> 
	1.00" Crankshaft, 6.056" offset Pulley, Counter Clockwise, A/B Belt, 125 ft.lbs torque		

<b>Xtreme No.</b> <b>X0368</b> 	<b>OEM Part No.</b> 108-9512	<b>Where Used:</b> The Super Smooth " <i>Xtreme Precision</i> " Machined Pulley TimeCutter Z480 serial no. 250000001-260999999 TimeCutter ZX480 serial n. 250000001-260999999 XL 440H Lawn Tractor 2005 to 2010 TimeCutter ZX525 serial no. 25000001-260999999	<b>Wire Harness</b> Integrated Wire <b>Main Harness          Repair Kit:</b> <b>PN: XMC1003</b> 
	<b>All Models Must Confirm OEM Part Number</b> Specs: 1.00" Crankshaft, 7.25" Pulley, Counter Clockwise, 5/8" Belt, 125 ft.lbs torque		

Xtreme No.	OEM Part No.	Where Used:	Wire Harness
	117-1252	The Super Smooth " <i>Xtreme Precision</i> " Machined Pulley Titan ZX4800 - ZX4820 2009-13 Titan ZX5400 2009-13 Titan ZX5420 2009-13 Titan ZX6000 2009-13 Titan ZX6030 2009-13 Titan ZX6050 2009-13	Integrated Wire
	Specs: 1.000" Crankshaft, 6.25" Pulley, Counter Clockwise, A/B Belt, 125 ft.lbs torque		Main Harness Repair Kit: PN: XMC1002 

Xtreme No.	OEM Part No.	Where Used:	Wire Harness
 	103-0664 1-631645 631645 1-633099 633099	Free Heavy Duty " <i>FatBoy Series</i> " Upgrade  Too Many to List	Integrated Wire
	Specs: 1.125" Crankshaft, 6.30" Pulley, Clockwise, 5/8" Belt, 200 ft.lbs torque		Main Harness Repair Kit: PN: XMC1003 




Xtreme No.	OEM Part No.	Where Used:	Wire Harness
 	109-9155	UpGraded to 3 Layer " <i>Xtreme TOUGH</i> " Integrated Connector Free Heavy Duty " <i>FatBoy Series</i> " Upgrade  Too Many to List	Free Upgrade: Integrated Water Tight Wire Harness
	Specs: 1.000" Crankshaft, 7.375" Pulley, Counter Clockwise, 5/8" Belt, 200 ft.lbs torque		Main Harness Repair Kit: PN: XMC1002 




Xtreme No.	OEM Part No.	Where Used:	Wire Harness
 	103-0663	Free Heavy Duty " <i>FatBoy Series</i> " Upgrade  Too Many to List	Integrated Wire
	Specs: 1.125" Crankshaft, 6.30" Pulley, Clockwise, 5/8" Belt, 200 ft.lbs torque		Main Harness Repair Kit: PN: XMC1003 




# Toro




## Z100 & Z200 Series







Xtreme No.	OEM Part No.	Where Used:	Wire Harness
<b>X0017</b>  	109-2916	UpGraded to 3 Layer <b>"Xtreme TOUGH"</b> Integrated Connector	<b>Free Upgrade:</b> Integrated Water Tight Wire Harness
	109-9276	Z Master Z147 sn. 200000001-240999999	
	105-3630	Z Master Z148 sn. 230000001-240999999	<b>Main Harness Repair Kit:</b> PN: XMC1003 
	103-0690	Z Master Z149 sn. 230000001-260999999	
	1-653048	Z Master Z149 sn. 990001-999999	
	653048	Z Master Z150 sn. 200000001-240999999	Specs: 1.00" Crankshaft, 7.250" Pulley, Counter Clockwise, 5/8" Belt, 175 ft.lbs torque
	1-653292	Z Master Z150 sn. 990001-999999	
	653292	Z Master Z153 All	



Xtreme No.	OEM Part No.	Where Used:	Wire Harness
<b>X0041</b>  	94-6136	The Super Smooth <b>"Xtreme Precision"</b> Machined Pulley	Integrated Wire <b>Main Harness Repair Kit:</b> PN: XMC1003 
		Z Master Z222 sn. 790001-799999	
Specs: 1.125" Crankshaft, 5.345" Pulley, Counter Clockwise, A/B Belt, 175 ft.lbs torque			




Xtreme No.	OEM Part No.	Where Used:	Wire Harness
<b>X0042</b>  	103-0662	Free Heavy Duty <b>"FatBoy Series"</b> Upgrade	Integrated Wire
	103-0661		
	103-0660	Z Master Z200 sn. 200000001-230999999	<b>Main Harness Repair Kit:</b> PN: XMC1003 
	103-0500	Z Master Z252 sn. 890001-899999	
	1-631644 631644	Z Master Z253 sn. 000001-000999	
	1-641213 641213	Z Master Z253 sn. 990001-999999	
	1-633098 633098	Z Master Z253 sn. 200000001-230999999	
	1-631731 631731		
Specs: 1.00" Crankshaft, 6.30" Pulley, Clockwise, 5/8" Belt, 180 ft.lbs torque			

Xtreme No.	OEM Part No.	Where Used:	Wire Harness
<b>X0049</b>  	103-0665	Free Heavy Duty <b>"FatBoy Series"</b> Upgrade	Integrated Wire
	103-0501		
	1-631732	Z Master Z252L sn990001 - 200999999	<b>Main Harness Repair Kit:</b> PN: XMC1003 
	631732	Z Master Z253 Large Engine/Deck Models	
		Z Master Z255 sn890001 - 230999999	
		Z Master Z256 sn200000001-200999999	
		Z Master Z257 sn230000001-230999999	
	Z Master Z283L sn210000001-210999999		
	Z Master Z286E sn210000001-220999999		
	Z Master Z287L sn210000001-230999999		
Specs: 1.125" Crankshaft, 6.30" Pulley, Clockwise, 5/8" Belt, 200 ft.lbs torque			

Xtreme No.	OEM Part No.	Where Used:	Wire Harness
	105-1671 94-4632	The Super Smooth " <b>Xtreme Precision</b> " Machined Pulley Toro Wheel Horse Z Master Z320 sn 790001-799999 Z Master Z320 sn 890001-899999 Z Master Z325 sn 790001-799999 Z Master Z325 sn 890001-899999 Z Master Z350 sn 200000001-220999999 Z Master Z355 sn 200000001-240999999	Integrated Wire  Main Harness Repair Kit: PN: XMC1003 
	Specs: 1.125" Crankshaft, 4.875" Double Pulley, Clockwise, A/A Belt, 175 ft.lbs torque		

Xtreme No.	OEM Part No.	Where Used:	Wire Harness
	104-7756	The Super Smooth " <b>Xtreme Precision</b> " Machined Pulley  Z Master Z350 sn 210000001-220999999 Z Master Z355 sn 210000001-240999999	Integrated Wire  Main Harness Repair Kit: PN: XMC1002 
	Specs: 1.125" Crankshaft, Double Pulley, Clockwise, 5/8" Belt, 200 ft.lbs torque		



Xtreme No.	OEM Part No.	Where Used:	Wire Harness
	104-3624 109-7035	The Super Smooth " <b>Xtreme Precision</b> " Machined Pulley  Z Master Z400 sn 250000001 - 280999999	Integrated Wire  Main Harness Repair Kit: PN: XMC1003 
	Specs: 1.00" Crankshaft, 7.250" Pulley, Counter Clockwise, 5/8" Belt, 125 ft.lbs torque		



Xtreme No.	OEM Part No.	Where Used:	Wire Harness
 	103-0690 109-2916 105-3630 109-9276 653292 1-653292 1-653048 653048	UpGraded to 3 Layer " <b>Xtreme TOUGH</b> " Integrated Connector Free Heavy Duty " <b>FatBoy Series</b> " Upgrade Z Master Z400 sn 290000001 - 310999999 Z Master Z441 sn 250000001 - 270999999 Z Master Z449 sn 250000001 - 270999999 Z Master Z450 sn 250000001 - 280999999 Z Master Z453 sn 250000001 - 270999999	Free Upgrade: Integrated Water Tight Wire Harness  Main Harness Repair Kit: PN: XMC1003 
	Specs: 1.00" Crankshaft, 7.250" Pulley, Counter Clockwise, 5/8" Belt, 175 ft.lbs torque		



# Toro



## Z500 Series



Xtreme No. <b>X0257</b>	OEM Part No.	Where Used:	Wire Harness
	 	103-3131	UpGraded to 3 Layer <b>"Xtreme TOUGH"</b> Integrated Connector Free Heavy Duty <b>"FatBoy Series"</b> Upgrade Z Master Z500 Z Master Z528 Z Master Z553
103-6590 103-3245			
<b>All Models Must Confirm OEM Part Number</b>			
Specs: 1.00" Crankshaft, 7.250" Pulley, Clockwise, 5/8" Belt, 200 ft.lbs torque			

Xtreme No. <b>X0460</b>	OEM Part No.	Where Used:	Wire Harness
	 	109-7666	UpGraded to 3 Layer <b>"Xtreme TOUGH"</b> Integrated Connector Free Heavy Duty <b>"FatBoy Series"</b> Upgrade Z Master Z550 sn 280000001 to 280999999 Z Master Z555 sn 240000001 to 250999999 Z Master Z558 sn 270000001 to 270999999 Z Master Z587L sn 240000001 to 240999999
103-6589 103-3244 103-2453			
Specs: 1.00" Crankshaft, 7.250" Pulley, Clockwise, 5/8" Belt, 200 ft.lbs torque			




Xtreme No. <b>X0461</b>	OEM Part No.	Where Used:	Wire Harness
	 	116-1611	UpGraded to 3 Layer <b>"Xtreme TOUGH"</b> Integrated Connector Free Heavy Duty <b>"FatBoy Series"</b> Upgrade Z Master Z500 sn 280000001 to 311999999 Z Master Z557 sn 240000001 to 260999999 Z Master Z560 sn 270000001 to 270999999 Z Master Z588E sn 240000001 to 260999999
109-7665 109-7673 103-3246 103-3132 103-3246 103-4000 103-4057 103-5835			
Specs: 1.00" Crankshaft, 7.250" Pulley, Clockwise, 5/8" Belt, 200 ft.lbs torque			




Xtreme No. <b>X0465</b>	OEM Part No.	Where Used:	Wire Harness
	 	117-3869	UpGraded to 3 Layer <b>"Xtreme TOUGH"</b> Integrated Connector Free Heavy Duty <b>"FatBoy Series"</b> Upgrade  Z Master Z500 sn 310000001 to 311999999
Specs: 1.125" Crankshaft, 7.350" Pulley, Clockwise, 5/8" Belt, 200 ft.lbs torque			




# Toro




## Z500 Series






<b>Xtreme No.</b> <b>X0463</b>  	<b>OEM Part No.</b>	<b>Where Used:</b>	<b>Wire Harness</b>
	110-0449	UpGraded to 3 Layer <b>"Xtreme TOUGH"</b> Integrated Connector Free Heavy Duty <b>"FatBoy Series"</b> Upgrade  Z Master Z500 sn 260000001 to 270999999 Z Master Z528 sn 270000001 to 270999999	<b>Free Upgrade:</b> Integrated Water Tight Wire Harness  <b>Main Harness Repair Kit:</b> PN: XMC1003 
Specs: 1.125" Crankshaft, 7.250" Pulley, Clockwise, 5/8" Belt, 200 ft.lbs torque			

<b>Xtreme No.</b> <b>X0462</b>  	<b>OEM Part No.</b>	<b>Where Used:</b>	<b>Wire Harness</b>
	116-1612 109-7669	The Super Smooth <b>"Xtreme Precision"</b> Machined Pulley Free Heavy Duty <b>"FatBoy Series"</b> Upgrade  Z Master Z550 sn 280000001 to 280999999	Integrated Wire  <b>Main Harness Repair Kit:</b> PN: XMC1003 
Specs: 1.125" Crankshaft, 7.2" Pulley, Clockwise, 5/8" Belt, 200 ft.lbs torque			

<b>Xtreme No.</b> <b>X0470</b>  	<b>OEM Part No.</b>	<b>Where Used:</b>	<b>Wire Harness</b>
	110-0862	The Super Smooth <b>"Xtreme Precision"</b> Machined Pulley  Z593-D Z Master 2006-07 sn 260000001 to 270999999 Z595-D Z Master 2006-07 sn 270000001 to 270999999	Integrated Wire  <b>Main Harness Repair Kit:</b> PN: XMC1003 
Specs: 1.125" Crankshaft, 7.2" Pulley, Clockwise, 5/8" Belt, 200 ft.lbs torque			

<b>Xtreme No.</b> <b>X0471</b>  	<b>OEM Part No.</b>	<b>Where Used:</b>	<b>Wire Harness</b>
	114-8150 108-5902 108-5970	The Super Smooth <b>"Xtreme Precision"</b> Machined Pulley  Z593-D Z Master Z595-D Z Master	Integrated Wire  <b>Main Harness Repair Kit:</b> PN: XMC1003 
<b>All Models Must Confirm OEM Part Number</b>			
Specs: 1.125" Crankshaft, 7.2" Pulley, Clockwise, 5/8" Belt, 200 ft.lbs torque			



<b>Xtreme No.</b> <b>X0238</b>  	<b>OEM Part No.</b>	<b>Where Used:</b>	<b>Wire Harness</b>
	109-6627 109-6626 103-0083 103-0011	UpGraded to 3 Layer <b>"Xtreme TOUGH"</b> Integrated Connector  Z597-D sn 240000000 to 270999999 Z590-D sn 280000000 to 311999999	<b>Free Upgrade:</b> Integrated Water Tight Wire Harness  <b>Main Harness Repair Kit:</b> PN: XMC1003 
1.125" Crankshaft, Special Double Pulley, Clockwise, A-A Cog Belt, 200 ft.lbs torque			










# Toro





## Z500 Series G3 Turbo Force Series


<b>Xtreme No.</b> <b>X0239</b> 	<b>OEM Part No.</b> 116-1620 116-1604 109-9282	<b>Where Used:</b> UpGraded to 3 Layer <b>"Xtreme TOUGH"</b> Integrated Connector  Z Master G3 Turbo Force 48" serial no. 290000001 to 312999999  Z Master G3 Turbo Force 52" serial no. 290000001 to 312999999  Z Master G3 Turbo Force 60" serial no. 290000001 to 312999999  Z Master G3 Turbo Force 72" serial no. 290000001 to 312999999	<b>Wire Harness</b>  <b>Free Upgrade:</b> Integrated Water Tight Wire Harness  <b>Main Harness            Repair Kit:</b> <b>PN: XMC1002</b> 
Specs: 1.125" Crankshaft, 7.375" Pulley, Counter Clockwise, 5/8" Belt, 200 ft.lbs torque			


<b>Xtreme No.</b> <b>X0261</b>  	<b>OEM Part No.</b> 116-1947	<b>Where Used:</b> UpGraded to 3 Layer <b>"Xtreme TOUGH"</b> Integrated Connector  Free <b>High Torque Cool Coil</b> Upgrade Z Master G3 Turbo Force 48" serial no. 311000001 to 312999999  Z Master G3 Turbo Force 52" serial no. 310000581 to 312999999	<b>Wire Harness</b>  <b>Free Upgrade:</b> Integrated Water Tight Wire Harness  <b>Main Harness            Repair Kit:</b> <b>PN: XMC1002</b> 
Specs: 1.125" Crankshaft, 7.375" Pulley, Counter Clockwise, 5/8" Belt, 175 ft.lbs torque			



<b>Xtreme No.</b> <b>X0271</b>   	<b>OEM Part No.</b> 116-3553	<b>Where Used:</b> UpGraded to 3 Layer <b>"Xtreme TOUGH"</b> Integrated Connector  Free <b>High Torque Cool Coil</b> Upgrade Free Heavy Duty <b>"FatBoy Series"</b> Upgrade  GrandStand Series	<b>Wire Harness</b>  <b>Free Upgrade:</b> Integrated Water Tight Wire Harness  <b>Main Harness            Repair Kit:</b> <b>PN: XMC1003</b> 
<b>All Models Must Confirm OEM Part Number</b>			
Specs: 1.00" Crankshaft, 7.39" Pulley, Counter Clockwise, 5/8" Belt, 175 ft.lbs torque			




<b>Xtreme No.</b> <b>X0003</b> 	OEM Part No.	Where Used:	Wire Harness
	917-1459 717-1459 1772388 GW-1772388	UpGraded to 3 Layer " <b>Xtreme TOUGH</b> " Integrated Connector	LTX 13095 LTX 13102 LTX 13103 LTX13104 LTX 13105 LTX 13123
<b>Models Must Confirm OEM Part Number</b>			
Specs: 1.0" Crankshaft, 5.375" Pulley, Counter Clockwise, A/B Belt, 80 ft.lbs torque			




<b>Xtreme No.</b> <b>X0008</b> 	OEM Part No.	Where Used:	Wire Harness
	917-04174A 917-04174 717-04174A 717-04174	The Super Smooth " <b>Xtreme Precision</b> " Machined Pulley	Big Red GT54 Big Red GT50 Big Red Horse Horse Series
<b>Models Must Confirm OEM Part Number</b>			
Specs: 1.0" Crankshaft, 6.00" Pulley, Counter Clockwise, 5/8" Belt, 125 ft.lbs torque			




<b>Xtreme No.</b> <b>X0065</b> 	OEM Part No.	Where Used:	Wire Harness
	917-05001 917-1774 917-1774B 917-1774C 717-1774 717-1774B 717-1774C	The Super Smooth " <b>Xtreme Precision</b> " Machined Pulley	TB2654 14AK94KK066 14AB809H063 (GT-2246) 14AR809K063 (GT-2554) 14AZ809H063 (GTX-2446) 14AZ809K063 (GTX-2654) 14AZ809K766 Big Red
<b>Models Must Confirm OEM Part Number</b>			
Specs: 1.0" Crankshaft, 6.00" Pulley, Counter Clockwise, 5/8" Belt, 125 ft.lbs torque			




<b>Xtreme No.</b> <b>X0185</b> 	OEM Part No.	Where Used:	Wire Harness
	959-3230 917-0983 717-0983 917-3497 717-3497	Free <b>High Torque Cool Coil</b> Upgrade	Too Many to List
Specs: 1.000" Crankshaft, 5.35" Pulley, Counter Clockwise, A/B" Belt, 105 ft.lbs torque			




<b>Xtreme No. X0399</b> 	<b>OEM Part No.</b>	<b>Where Used:</b>	<b>Wire Harness</b>
	917-04376A 917-04376 717-04376A 717-04376	UpGraded to 3 Layer <b>"Xtreme TOUGH"</b> Integrated Connector  Colt XP Zero Turn Mustang Colt RZT	<b>Free Upgrade:</b> Integrated Water Tight Wire Harness
	<b>Models Must Confirm OEM Part Number</b>		<b>Main Harness Repair Kit:</b> PN: XMC1003 
	Specs: 1.00" Crankshaft, 5.923" Pulley, Counter Clockwise, A/B Belt, 80 ft.lbs torque		




<b>Xtreme No. X0189</b>  	<b>OEM Part No.</b>	<b>Where Used:</b>	<b>Wire Harness</b>
	917-3390 717-3390	Free <b>High Torque Cool Coil</b> Upgrade  Too Many to List	Integrated Wire
	Specs: 1.125" Crankshaft, 6.05" Pulley, Counter Clockwise, 5/8" Belt, 105 ft.lbs torque		<b>Main Harness Repair Kit:</b> PN: XMC1003 




<b>Xtreme No. X0188</b>  	<b>OEM Part No.</b>	<b>Where Used:</b>	<b>Wire Harness</b>
	917-3389 717-3389 717-3389P 917-3384 717-3384 01000725	Free <b>High Torque Cool Coil</b> Upgrade  Too Many to List	Integrated Wire
	Specs: 1.000" Crankshaft, 6.03" Pulley, Counter Clockwise, 5/8" Belt, 105 ft.lbs torque		<b>Main Harness Repair Kit:</b> PN: XMC1003 



<b>Xtreme No. X0170</b>  	<b>OEM Part No.</b>	<b>Where Used:</b>	<b>Wire Harness</b>
	917-04080 717-04080	Free <b>High Torque Cool Coil</b> Upgrade  Too Many To List	Integrated Wire
	Specs: 1.000" Crankshaft, 6.03" Pulley, Counter Clockwise, 5/8" Belt, 105 ft.lbs torque		<b>Main Harness Repair Kit:</b> PN: XMC1003 



<b>Xtreme No. X0166</b>  	OEM Part No.	Where Used:	Wire Harness
	917-1709 717-1709	Free <b>High Torque Cool Coil</b> Upgrade GT-2246 GTX-2246 GT-2554 GTX-2654 14AV809H063 14AW809H063 14AY809P063 14BV809H063	Integrated Wire  Main Harness Repair Kit: PN: XMC1003 
	<b>Models Must Confirm OEM Part Number</b>		
Specs: 1.00" Crankshaft, 5.505" Pulley, Counter Clockwise, A-B Belt, 105 ft.lbs torque			




<b>Xtreme No. X0184</b>  	OEM Part No.	Where Used:	Wire Harness
	917-1434 717-1434 917-0949 717-0949	Free <b>High Torque Cool Coil</b> Upgrade  Too Many to List	Integrated Wire  Main Harness Repair Kit: PN: XMC1003 
	<b>Models Must Confirm OEM Part Number</b>		
Specs: 1.00" Crankshaft, 5.375" Pulley, Counter Clockwise, A-B Belt, 105 ft.lbs torque			



<b>Xtreme No. X0164</b>  	OEM Part No.	Where Used:	Wire Harness
	917-1708 717-1708	Free <b>High Torque Cool Coil</b> Upgrade  There are 105 Models that use this clutch	Integrated Wire  Main Harness Repair Kit: PN: XMC1003 
	<b>Models Must Confirm OEM Part Number</b>		
Specs: 1.125" Crankshaft, 4.49" Pulley, Counter Clockwise, 5/8" Belt, 175 ft.lbs torque			



<b>Xtreme No. X0114</b>  	OEM Part No.	Where Used:	Wire Harness
	1742518 1755341 1755341P B1755341 GW-B1755341 GW-1755341P	Free <b>High Torque Cool Coil</b> Upgrade  Too Many to List	Integrated Wire  Main Harness Repair Kit: PN: XMC1003 
	<b>Models Must Confirm OEM Part Number</b>		
Specs: 1.000" Crankshaft, 5.35" Pulley, Counter Clockwise, A/B" Belt, 105 ft.lbs torque			




Xtreme No.	OEM Part No.	Where Used:	Wire Harness
<b>X0013</b> 	917-04163A	The Super Smooth " <b>Xtreme Precision</b> " Machined Pulley	Integrated Wire  <b>Main Harness Repair Kit:</b> PN: XMC1003 
	917-04163 717-04163 717-04163A 917-04163 917-04163	Too Many to List	
Specs: 1.0" Crankshaft, 5.375" Offset Pulley, Counter Clockwise, A/B Belt, 80 ft.lbs torque			



Xtreme No.	OEM Part No.	Where Used:	Wire Harness
<b>X0014</b> 	917-3385B	The Super Smooth " <b>Xtreme Precision</b> " Machined Pulley	Integrated Wire  <b>Main Harness Repair Kit:</b> PN: XMC1002 
	917-3385A 917-3385 717-3385AP 717-3385A 717-3385	Too Many to List	
Specs: 1.0" Crankshaft, 5.375" Pulley, Counter Clockwise, A/B Belt, 80 ft.lbs torque			



Xtreme No.	OEM Part No.	Where Used:	Wire Harness
<b>X0016</b>  	917-3403	Free Heavy Duty " <b>FatBoy Series</b> " Upgrade	Integrated Wire  <b>Main Harness Repair Kit:</b> PN: XMC1003 
	717-3403P 717-3403	Too Many to List	
Specs: 1.125" Crankshaft, 6.05" Pulley, Counter Clockwise, 5/8" Belt, 150 ft.lbs torque			



Xtreme No.	OEM Part No.	Where Used:	Wire Harness
<b>X0037</b> 	917-3446	The Super Smooth " <b>Xtreme Precision</b> " Machined Pulley	Integrated Wire  <b>Main Harness Repair Kit:</b> PN: XMC1003 
	717-3446P 717-3446	Too Many to List	
Specs: 1.0" Crankshaft, 6.05" Pulley, Counter Clockwise, 5/8" Belt, 150 ft.lbs torque			



<b>Xtreme No.</b> <b>X0185</b> 	<b>OEM Part No.</b>	<b>Where Used:</b>	<b>Wire Harness</b>
	917-3497 717-3497 959-3230	The Super Smooth <i>"Xtreme Precision"</i> Machined Pulley  Too Many to List	Integrated Wire  <b>Main Harness Repair Kit:</b> PN: XMC1003 
	Specs: 1.0" Crankshaft, 5.375" Pulley, Counter Clockwise, A/B Belt, 125 ft.lbs torque		



<b>Xtreme No.</b> <b>X0194</b>  	<b>OEM Part No.</b>	<b>Where Used:</b>	<b>Wire Harness</b>
	1772076	Free <i>High Torque Cool Coil</i> Upgrade  13101 GTX Garden Tractor	Integrated Wire  <b>Main Harness Repair Kit:</b> PN: XMC1003 
	<b>Models Must Confirm OEM Part Number</b> 1.0" Crankshaft, 4.12" Double Groove Pulley, Counter Clockwise, A/B Belt, 125 ft.lbs torque		



<b>Xtreme No.</b> <b>X0297</b> 	<b>OEM Part No.</b>	<b>Where Used:</b>	<b>Wire Harness</b>
	917-3460 717-3460 CC917-3460	The Super Smooth <i>"Xtreme Precision"</i> Machined Pulley  Too Many to List  <i>This is a Facemount Type Clutch</i>  <i>High Torque Conversion Kit</i>	Integrated Wire  <b>Main Harness Repair Kit:</b> PN: XMC1003 
	Specs: 1.0" Crankshaft, 4.56" Pulley, Counter Clockwise, 5/8" Belt, 200 ft.lbs torque		



<b>Xtreme No.</b> <b>X0341</b> 	<b>OEM Part No.</b>	<b>Where Used:</b>	<b>Wire Harness</b>
	917-05122A 717-05122A	The Super Smooth <i>"Xtreme Precision"</i> Machined Pulley  Mustang 46 XP Mustang 50 XP	Integrated Wire  <b>Main Harness Repair Kit:</b> PN: XMC1003 
	<b>Models Must Confirm OEM Part Number</b> Specs: 1.0" Crankshaft, 6.0" Offset Pulley, Counter Clockwise, 5/8" Belt, 125 ft.lbs torque		



<b>Xtreme No.</b> <b>X0401</b> 	<b>OEM Part No.</b>	<b>Where Used:</b>	<b>Wire Harness</b>
	917-05121 717-05121	The Super Smooth <i>"Xtreme Precision"</i> Machined Pulley  Mustang 42 XP 2013-2014 Mustang 42 XP 2013-2014	Integrated Wire  <b>Main Harness Repair Kit:</b> PN: XMC1003 
	<b>Models Must Confirm OEM Part Number</b> Specs: 1.0" Crankshaft, 5.25" Offset Pulley, Counter Clockwise, A/B Belt, 80 ft.lbs torque		



<b>Xtreme No.</b> <b>X0365</b> 	<b>OEM Part No.</b>	<b>Where Used:</b>	<b>Wire Harness</b>
	917-04180 717-04180	The Super Smooth " <i>Xtreme Precision</i> " Machined Pulley  Too Many to List	Integrated Wire  <b>Main Harness Repair Kit:</b> PN: XMC1002 
	Specs: 1.125" Crankshaft, 6.0" Pulley, Counter Clockwise, A/B Belt, 125 ft.lbs torque		



<b>Xtreme No.</b> <b>X0387</b> 	<b>OEM Part No.</b>	<b>Where Used:</b>	<b>Wire Harness</b>
	917-04526A 917-04526 717-04526	The Super Smooth " <i>Xtreme Precision</i> " Machined Pulley  Too Many to List	Integrated Wire  <b>Main Harness Repair Kit:</b> PN: XMC1003 
	Specs: 1.0" Crankshaft, 6.0" Pulley, Counter Clockwise, A/B Belt, 125 ft.lbs torque		




<b>Xtreme No.</b> <b>X0390</b> 	<b>OEM Part No.</b>	<b>Where Used:</b>	<b>Wire Harness</b>
	917-04552 917-04552A 717-04552 717-04552A	The Super Smooth " <i>Xtreme Precision</i> " Machined Pulley  Mustang XP 2010-2012	Integrated Wire  <b>Main Harness Repair Kit:</b> PN: XMC1003 
	1.0" Crankshaft, 6.12" Offset Pulley, Counter Clockwise, 5/8" Belt, 125 ft.lbs torque		



<b>Xtreme No.</b> <b>X0391</b> 	<b>OEM Part No.</b>	<b>Where Used:</b>	<b>Wire Harness</b>
	917-04622 717-04622 917-04183 717-04183 GT1A-MT09 5219-99	Free <i>High Torque Cool Coil</i> Upgrade Mustang XP 2009  <i>Replaces Ogura GT1A-MT09</i> <i>This is a Super High Torque Replacment</i>	Integrated Wire  <b>Main Harness Repair Kit:</b> PN: XMC1003 
	Specs: 1.0" Crankshaft, 6.0" Offset Pulley, Counter Clockwise, 5/8" Belt, 125 ft.lbs torque		

<b>Xtreme No.</b> <b>X0171</b> 	<b>OEM Part No.</b>	<b>Where Used:</b>	<b>Wire Harness</b>
	917-1773 717-1773	Free <i>High Torque Cool Coil</i> Upgrade  Too Many to List	Integrated Wire  <b>Main Harness Repair Kit:</b> PN: XMC1003 
	Specs: 1.0" Crankshaft, 6.0" Pulley, Counter Clockwise, 5/8" Belt, 110 ft.lbs torque		

<b>Xtreme No.</b> <b>X0003</b> 	<b>OEM Part No.</b>	<b>Where Used:</b>	<b>Wire Harness</b>
	03643100	The Super Smooth " <i>Xtreme Precision</i> " Machined Pulley R1540	Integrated Wire
	<b>Models Must Confirm OEM Part Number</b>		<b>Main Harness Repair Kit:</b> PN: XMC1003 
	Specs: 1.000" Crankshaft, 6-5/8" Pulley, Counter Clockwise, 5/8" Belt, 80 ft.lbs torque		


<b>Xtreme No.</b> <b>X0376</b> 	<b>OEM Part No.</b>	<b>Where Used:</b>	<b>Wire Harness</b>
	4144116	UpGraded to 3 Layer " <i>Xtreme TOUGH</i> " Integrated Connector Mow' n Machine ZTR Model CZR2242B Model CZ2361B Model CZR2652B Model CZ2048K - CZ2252K Model CZ2461K	<b>Free Upgrade:</b> Integrated Water Tight Wire Harness
	<b>Models Must Confirm OEM Part Number</b>		<b>Main Harness Repair Kit:</b> PN: XMC1003 
	Specs: 1.125" Crankshaft, 6-5/8" Pulley, Counter Clockwise, 5/8" Belt, 125 ft.lbs torque		


<b>Xtreme No.</b> <b>X0049</b>  	<b>OEM Part No.</b>	<b>Where Used:</b>	<b>Wire Harness</b>
	2721337	UpGraded to 3 Layer " <i>Xtreme TOUGH</i> " Integrated Connector ME1952K ME2661B Model MZ1952K Model MZ2761 Model MZ2252K - MZ2561K Model MZ2661K(or KL) Model MZ2061YD Model MZ2652G MZ3361G	<b>Free Upgrade:</b> Integrated Water Tight Wire Harness
	<b>Free Heavy Duty "FatBoy Series" Upgrade</b>		<b>Main Harness Repair Kit:</b> PN: XMC1003 
	Specs: 1.125" Crankshaft, 6-5/8" Pulley, Clockwise, 5/8" Belt, 125 ft.lbs torque		


<b>Xtreme No.</b> <b>X0063</b> 	<b>OEM Part No.</b>	<b>Where Used:</b>	<b>Wire Harness</b>
	2722016	The Super Smooth " <i>Xtreme Precision</i> " Machined Pulley ME1952K, MZ1952K ME2052B RZ1848B, RZ2052B, RZ2552BE MZ2561K, MZ2761	Integrated Wire
	<b>Models Must Confirm OEM Part Number</b>		<b>Main Harness Repair Kit:</b> PN: XMC1003 
	Specs: 1.125" Crankshaft, 6-5/8" Pulley, Clockwise, 5/8" Belt, 125 ft.lbs torque		





## Mow'n Machines



Xtreme No. <b>X0043</b>	OEM Part No.	Where Used:	Wire Harness
		74075 73558 58925 388767 388769 606242 7058925	The Super Smooth " <b>Xtreme Precision</b> " Machined Pulley F21D & FZ21D - ALL FZ25D - ALL Mow' n Machines F23 - F25 Mow' n Machines F25L - F27 FZ23B sn 1174789 & up FZ28K sn 1174789 & up Mow' n Machines 6182 - 6200 - 6215 - 6250
<b>Models Must Confirm OEM Part Number</b>			
Specs: 1.125" Crankshaft, 4.875" Double Pulley, Clockwise, A/A Belt, 175 ft.lbs torque			




Xtreme No. <b>X0020</b>	OEM Part No.	Where Used:	Wire Harness
		73113 73559 73112 70903 388762 604180	UpGraded to 3 Layer " <b>Xtreme TOUGH</b> " Integrated Connector Mow' n Machine 6140 - 6160 Mow' n Machine 6170 - 6180 Mow' n Machine 5120 - 5140 Mow' n Machine 5160 - 5180 Mow' n Machine 1860 Mow' n Machine 1855 Mow' n Machine 1850
<b>Models Must Confirm OEM Part Number</b>			
Specs: 1.000" Crankshaft, 4.875" Double Pulley, Clockwise, A/A Belt, 175 ft.lbs torque			



Xtreme No. <b>X0317</b>	OEM Part No.	Where Used:	Wire Harness
		03357900 AR-33579	The Super Smooth " <b>Xtreme Precision</b> " Machined Pulley  Mow' n Machine R2048
<b>Models Must Confirm OEM Part Number</b>			
Specs: 1.00" Crankshaft, 5.375" Pulley, Counter Clockwise, A/B Belt, 175 ft.lbs torque			

Xtreme No. <b>X0015</b>	OEM Part No.	Where Used:	Wire Harness
	 	2188151	UpGraded to 3 Layer " <b>Xtreme TOUGH</b> " Integrated Connector Free Heavy Duty " <b>FatBoy Series</b> " Upgrade  Too Many to List
Specs: 1.125" Crankshaft, 6-5/8" Pulley, Counter Clockwise, 5/8" Belt, 150 ft.lbs torque			

## Mow'n Machines

<b>Xtreme No. X0103</b>  	<b>OEM Part No.</b>	<b>Where Used:</b>	<b>Wire Harness</b>
	73112	The Super Smooth " <i>Xtreme Precision</i> " Machined Pulley  Mow' n Machines	Integrated Wire
	<b>Models Must Confirm OEM Part Number</b>		<b>Main Harness Repair Kit: PN: XMC1003</b> 
	Specs: 1.000" Crankshaft, 4.875" Double Pulley, Clockwise, A/A Belt, 175 ft.lbs torque		

<b>Xtreme No. X0104</b>   	<b>OEM Part No.</b>	<b>Where Used:</b>	<b>Wire Harness</b>
	388740	The Super Smooth " <i>Xtreme Precision</i> " Machined Pulley Free Heavy Duty " <i>FatBoy Series</i> " Upgrade  Mow' n Machines	Integrated Wire
	<b>Models Must Confirm OEM Part Number</b>		<b>Main Harness Repair Kit: PN: XMC1003</b> 
	Specs: 1.125" Crankshaft, 6-5/8" Pulley, Counter Clockwise, 5/8" Belt, 200 ft.lbs torque		



<b>Xtreme No. X0105</b>  	<b>OEM Part No.</b>	<b>Where Used:</b>	<b>Wire Harness</b>
	388771	The Super Smooth " <i>Xtreme Precision</i> " Machined Pulley  Mow' n Machines	Integrated Wire
	<b>Models Must Confirm OEM Part Number</b>		<b>Main Harness Repair Kit: PN: XMC1003</b> 
	Specs: 1.125" Crankshaft, 4.8" Double Pulley, Clockwise, A/A Belt, 200 ft.lbs torque		



### Need Help Finding the Right Clutch?







- Find the clutch part number located on the clutch. Then, use our Easy Xross Reference in Section 1
- Locate the machine model & serial number, and use the internet to find the correct part number.
- Call your distributor with the machine model and serial number

## Mow'n Machines




<b>Xtreme No.</b> <b>X0110</b> 	<b>OEM Part No.</b>	<b>Where Used:</b>	<b>Wire Harness</b>
	388763 606240	UpGraded to 3 Layer " <b>Xtreme TOUGH</b> " Integrated Connector  Mow' n Machines	<b>Free Upgrade:</b> Integrated Water Tight Wire Harness  <b>Main Harness Repair Kit:</b> PN: XMC1003 
	<b>Models Must Confirm OEM Part Number</b>		
	Specs: 1.000" Crankshaft, 4.875" Double Pulley, Clockwise, A/A Belt, 200 ft.lbs torque		




<b>Xtreme No.</b> <b>X0328</b> 	<b>OEM Part No.</b>	<b>Where Used:</b>	<b>Wire Harness</b>
	388764 388765 606239	The Super Smooth " <b>Xtreme Precision</b> " Machined Pulley  Mow' n Machines	Integrated Wire  <b>Main Harness Repair Kit:</b> PN: XMC1003 
	<b>Models Must Confirm OEM Part Number</b>		
	Specs: 1.000" Crankshaft, 4.875" Double Pulley, Clockwise, A/A Belt, 175 ft.lbs torque		




<b>Xtreme No.</b> <b>X0345</b> 	<b>OEM Part No.</b>	<b>Where Used:</b>	<b>Wire Harness</b>
	2721110	The Super Smooth " <b>Xtreme Precision</b> " Machined Pulley  Mow' n Machines	Integrated Wire  <b>Main Harness Repair Kit:</b> PN: XMC1003 
	<b>Models Must Confirm OEM Part Number</b>		
	Specs: 1.000" Crankshaft, 7.25" Pulley, Counter Clockwise, 5/8" Belt, 125 ft.lbs torque		

<b>Xtreme No.</b> <b>X0348</b> 	<b>OEM Part No.</b>	<b>Where Used:</b>	<b>Wire Harness</b>
	388750	The Super Smooth " <b>Xtreme Precision</b> " Machined Pulley  Mow' n Machines	Integrated Wire  <b>Main Harness Repair Kit:</b> PN: XMC1003 
	<b>Models Must Confirm OEM Part Number</b>		
	Specs: 1.000" Crankshaft, 6.215" Pulley, Counter Clockwise, 5/8" Belt, 125 ft.lbs torque		

## Mow'n Machines

<b>Xtreme No.</b> <b>X0450</b>  	<b>OEM Part No.</b>	<b>Where Used:</b>	<b>Wire Harness</b>
	388766 604182	Free <b>High Torque Cool Coil</b> Upgrade  Mow' n Machines	Integrated Wire
	<b>Models Must Confirm OEM Part Number</b>		<b>Main Harness Repair Kit:</b> PN: XMC1003 
	Specs: 1.000" Crankshaft, 4.875" Double Pulley, Clockwise, A/A Belt, 110 ft.lbs torque		

<b>Xtreme No.</b> <b>X0452</b>  	<b>OEM Part No.</b>	<b>Where Used:</b>	<b>Wire Harness</b>
	00574200 09407700	Free <b>High Torque Cool Coil</b> Upgrade  Mow' n Machines	Integrated Wire
	<b>Models Must Confirm OEM Part Number</b>		<b>Main Harness Repair Kit:</b> PN: XMC1003 
	Specs: 1.125" Crankshaft, 4.875" Double Pulley, Clockwise, A/A Belt, 175 ft.lbs torque		

<b>Xtreme No.</b> <b>X0455</b>  	<b>OEM Part No.</b>	<b>Where Used:</b>	<b>Wire Harness</b>
	388760 388761 388795	Free <b>High Torque Cool Coil</b> Upgrade  Mow' n Machines	Integrated Wire
	<b>Models Must Confirm OEM Part Number</b>		<b>Main Harness Repair Kit:</b> PN: XMC1003 
	Specs: 1.000" Crankshaft, 4.875" Double Pulley, Clockwise, A/A Belt, 200 ft.lbs torque		

### Installation Tips:



DO NOT use an impact wrench when tightening the mounting bolt. Over tightening the mounting bolt will cause bearing damage. See our installation guide for the proper torque required.






Always check the clutch wire to make sure there will be no rubbing. We supply tie wraps with every clutch to make sure wires are properly secured and protected.



Always replace the clutch bolt if possible. If not, make sure the bolt is clean and free of any oil. Carburetor cleaner works great for removing oily residue.

## Mow'n Machines

Xtreme No. X0044	OEM Part No.	Where Used:	Wire Harness
 	00389900 09266700 09232700	Free Heavy Duty <b>"FatBoy Series"</b> Upgrade The Super Smooth <b>"Xtreme Precision"</b> Machined Pulley  M1950 - M1952 Mow' n Machine M2050 - M2250 Mow' n Machine M2560 - M2760 Mow' n Machine	Integrated Wire  <b>Main Harness Repair Kit:</b> <b>PN: XMC1003</b> 
	<b>Models Must Confirm OEM Part Number</b>		
Specs: 1.125" Crankshaft, 6.00" Pulley, Counter Clockwise, 5/8" Belt, 200 ft.lbs torque			

### Need Help Finding the Right Clutch?



- Find the clutch part number located on the clutch. Then, use our Easy Xross Reference in Section 1
- Locate the machine model & serial number, and use the internet to find the correct part number.
- Call your distributor with the machine model and serial number

### Installation Tips:



DO NOT use an impact wrench when tightening the mounting bolt. Over tightening the mounting bolt will cause bearing damage. See our installation guide for the proper torque required.





Always check the clutch wire to make sure there will be no rubbing. We supply tie wraps with every clutch to make sure wires are properly secured and protected.








Always replace the clutch bolt if possible. If not, make sure the bolt is clean and free of any oil. Carburetor cleaner works great for removing oily residue.

# Wright Stander






<b>Xtreme No.</b> <b>X0346</b> 	OEM Part No.	Where Used:	Wire Harness
	71410006	The Super Smooth <b>"Xtreme Precision"</b> Machined Pulley  Small Frame Stander : Stander 36" - 15 hp Stander 42" - 15 hp Stander 36" - 17 hp Stander 42" - 17 hp  Velke Walk Behind sn 20448 to 28214	Integrated Wire  <b>Main Harness Repair Kit:</b> PN: XMC1003 
Specs: 1.00" Crankshaft, 5.718" Pulley, Counter Clockwise, A/B Belt, 125 ft.lbs torque			




<b>Xtreme No.</b> <b>X0366</b> 	OEM Part No.	Where Used:	Wire Harness
	71410014	Velke Walk Behind sn 28215 & Up Velke Walk Behind Hydro sn 27543 & Up Velke Walk Behind Gear Drive sn 32274 & Up   Sentar Sport 32" sn. 26077 & Up Sentar Sport 36" sn 26077 & Up Sentar Sport 42" sn 26077 & Up Sentar Sport 48" sn 26077 & Up Sentar Sport 52" sn 26077 & Up   Stander WSS 32" sn 26288 & Up Stander WSS 36" sn 26288 & Up Stander WSS 42" sn 26288 & Up Stander WSS 48" sn 26288 & Up Stander RH sn 28551 & Up	Integrated Wire  <b>Main Harness Repair Kit:</b> PN: XMC1003 
Specs: 1.00" Crankshaft, 7.3/8" Pulley, Counter Clockwise, 5/8" Belt, 125 ft.lbs torque			




<b>Xtreme No.</b> <b>X0240</b>  	OEM Part No.	Where Used:	Wire Harness
	71410001	UpGraded to 3 Layer <b>"Xtreme TOUGH"</b> Integrated Connector  Free <b>High Torque Cool Coil</b> Upgrade Large Frame Stander 48" Large Frame Stander 52" Large Frame Stander 61" Sentar serial no. 0 to 26979	Free Upgrade: Integrated Water Tight Wire Harness  <b>Main Harness Repair Kit:</b> PN: XMC1003 
Models Must Confirm OEM Part Number			
Specs: 1.00" Crankshaft, 6.250" Pulley, Counter Clockwise, 5/8" Belt, 175 ft.lbs torque			




# Wright Stander



<b>Xtreme No.</b> <b>X0118</b>  	<b>OEM Part No.</b>	<b>Where Used:</b>	<b>Wire Harness</b>
	71410020	UpGraded to 3 Layer <b>"Xtreme TOUGH"</b> Integrated Connector Free Heavy Duty <b>"FatBoy Series"</b> Upgrade Sport X serial no. 55864 & Up Large Frame Stander Stander X - All	<b>Free Upgrade:</b> Integrated Water Tight Wire Harness <b>Main Harness Repair Kit:</b> PN: XMC1003 
	<b>Models Must Confirm OEM Part Number</b>		
Specs: 1.00" Crankshaft, 7.250" Pulley, Clockwise, 5/8" Belt, 200 ft.lbs torque			




<b>Xtreme No.</b> <b>X0017</b>  	<b>OEM Part No.</b>	<b>Where Used:</b>	<b>Wire Harness</b>
	71410013	UpGraded to 3 Layer <b>"Xtreme TOUGH"</b> Integrated Connector Free Heavy Duty <b>"FatBoy Series"</b> Upgrade Sentar 3 - serial no. 26980 & Up	<b>Free Upgrade:</b> Integrated Water Tight Wire Harness <b>Main Harness Repair Kit:</b> PN: XMC1003 
	<b>Models Must Confirm OEM Part Number</b>		
Specs: 1.00" Crankshaft, 7.15" Pulley, Counter Clockwise, 5/8" Belt, 175 ft.lbs torque			




<b>Xtreme No.</b> <b>X0236</b>  	<b>OEM Part No.</b>	<b>Where Used:</b>	<b>Wire Harness</b>
	71410017 71410018	UpGraded to 3 Layer <b>"Xtreme TOUGH"</b> Integrated Connector Free Heavy Duty <b>"FatBoy Series"</b> Upgrade Wright Z - Sit Down ZTR Stander ZK * Stander WSZK Series  * Note: Stander ZK requires (2) PN 13990048 Shims	<b>Free Upgrade:</b> Integrated Water Tight Wire Harness <b>Main Harness Repair Kit:</b> PN: XMC1003 
	<b>Models Must Confirm OEM Part Number</b>		
Specs: 1.125" Crankshaft, 7.250" Pulley, Clockwise, 5/8" Belt, 200 ft.lbs torque			




<b>Xtreme No.</b> <b>X0242</b>  	<b>OEM Part No.</b>	<b>Where Used:</b>	<b>Wire Harness</b>
	71410024	UpGraded to 3 Layer <b>"Xtreme TOUGH"</b> Integrated Connector  Too Many to List	<b>Free Upgrade:</b> Integrated Water Tight Wire Harness <b>Main Harness Repair Kit:</b> PN: XMC1003 
	<b>Models Must Confirm OEM Part Number</b>		
Specs: 1.125" Crankshaft, 7.250" Pulley, Counter Clockwise, 5/8" Belt, 200 ft.lbs torque			

# Yazoo Kees



Xtreme No. <b>X0206</b>	OEM Part No.	Where Used:			Wire Harness
		  	539106880	UpGraded to 3 Layer <b>"Xtreme TOUGH"</b> Integrated Connector	
539 10 68-80 106880	Free Heavy Duty <b>"FatBoy Series"</b> Upgrade			<b>Main Harness Repair Kit:</b> PN: XMC1003 	
		ZMBI 42180	ZMKW 14170		ZMKW 52230
		ZMBI 48180	ZMKW 14190	ZMKW 52231	
		ZMBI 48181	ZMKW 14210	ZMKW 61230	
		ZMKH 52230	ZMKW 48191	ZMKW 61231	
		ZMKH 52231	ZMKW 52211		
		ZMKH 52232	ZMKW 52212		
Specs: 1.00" Crankshaft, 6.120" Pulley, Counter Clockwise, 5/8" Belt, 200 ft.lbs torque					



Xtreme No. <b>X0319</b>	OEM Part No.	Where Used:			Wire Harness
		  	539105406	UpGraded to 3 Layer <b>"Xtreme TOUGH"</b> Integrated Connector	
539 10 54-06 105406	Free Heavy Duty <b>"FatBoy Series"</b> Upgrade			<b>Main Harness Repair Kit:</b> PN: XMC1003 	
		ZMKH 52251	ZVKH 61251		ZVKHL 61231
		ZMKH 52252	ZVKH 61270	ZVKO 52241	
		ZMKH 61251	ZVKH 61271	ZVKO 61241	
		ZMKH 61252	ZVKH 61272	ZVKW 52231	
		ZCKH61271	ZVKH 61273	ZVKW 52250	
		ZVHO 61242	ZVKH 61302	ZVKW 52251	
		ZVHO 61243	ZVKH 61303	ZVKW 52252	
		ZVKE 61260	ZVKH 72270	ZVKW 52253	
		ZVKE 61261	ZVKH 72271	ZVKW 61230	
		ZVKE 72260	ZVKH 72272	ZVKW 61231	
		ZVKE 72261	ZVKH 72302	ZVKW 61250	
		ZVKH 52230	ZVKH 72303	ZVKW 61251	
		ZVKH 52231	ZVKHL 61230	ZVKW 61252	
		ZVKH 61250			
Specs: 1.00" Crankshaft, 6.120" Pulley, Counter Clockwise, 5/8" Belt, 200 ft.lbs torque					



Xtreme No. <b>X0015</b>	OEM Part No.	Where Used:			Wire Harness
		  	539109580	UpGraded to 3 Layer <b>"Xtreme TOUGH"</b> Integrated Connector	
539102603	Free Heavy Duty <b>"FatBoy Series"</b> Upgrade			<b>Main Harness Repair Kit:</b> PN: XMC1003 	
539 10 26-03		ZKH 52220	ZKH 52252		ZKH 61253
539 10 95-80		ZKH 52221	ZKH 52253	ZKHP 52233	
102603		ZKH 52222	ZKH 61220	ZKHP 52253	
109580		ZKH 52223	ZKH 61221	ZKHP 61253	
		ZKH 52233	ZKH 61222	ZKH 61252 ?	
		ZKH 52250	ZKH 61250	ZKW 52233	
		ZKH 52251	ZKH 61251	ZKW 61233	
Specs: 1.00" Crankshaft, 6.120" Pulley, Counter Clockwise, 5/8" Belt, 200 ft.lbs torque					







# Yazoo Kees



<b>Xtreme No.</b> <b>X0122</b> 	<b>OEM Part No.</b> 539120786 539 12 07-86 120786	<b>Where Used:</b> The Super Smooth " <i>Xtreme Precision</i> " Machined Pulley  ZMMKW 34170 ZTR	<b>Wire Harness</b> Integrated Wire <hr/> <b>Main Harness Repair Kit:</b> PN: XMC1003 
	Specs: 1.00" Crankshaft, 5.400" Pulley, Counter Clockwise, A/B Belt, 125 ft.lbs torque		



<b>Xtreme No.</b> <b>X0348</b> 	<b>OEM Part No.</b> 539105804 539 10 58-04 105804	<b>Where Used:</b> The Super Smooth " <i>Xtreme Precision</i> " Machined Pulley  Walk Behind Series: KKFV 48171 & 48180 KKFV 52180 & 52210 KKFV 52211  ZTR Series: ZCB 148180 & ZCB 148181 ZMKW 48171 & ZMKW 48172 ZMKW 48192	<b>Wire Harness</b> Integrated Wire <hr/> <b>Main Harness Repair Kit:</b> PN: XMC1003 
	Specs: 1.00" Crankshaft, 6.25" Pulley, Counter Clockwise, 5/8 Belt, 115 ft.lbs torque		



<b>Xtreme No.</b> <b>X0120</b> 	<b>OEM Part No.</b> 539103245 539 10 32-45 103245	<b>Where Used:</b> UpGraded to 3 Layer " <i>Xtreme TOUGH</i> " Integrated Connector ZBIQL 48182    ZKWQL 42171    ZKWQL 48172 ZKW 42170    ZKWQL 42172    ZKWQL 48182 ZKW 42171    ZKWQL 42182    ZKWQL 48190 ZKW 42172    ZKWQL 42182    ZKWQL 48191 ZKW 42182    ZKWQL 48170    ZKWQL 48192 ZKW 48170    ZKWQL 48171    ZKWQL 48212 ZTH4817A    ZTH4819A	<b>Wire Harness</b> <b>Free Upgrade:</b> Integrated Water Tight Wire Harness <hr/> <b>Main Harness Repair Kit:</b> PN: XMC1003 
	Specs: 1.00" Crankshaft, 6.3" Pulley, Counter Clockwise, 5/8" Belt, 175 ft.lbs torque		



<b>Xtreme No.</b> <b>X0002</b> 	<b>OEM Part No.</b> 532145028 532 14 50-28 145028	<b>Where Used:</b> The Super Smooth " <i>Xtreme Precision</i> " Machined Pulley  Too Many To List	<b>Wire Harness</b> Integrated Wire <hr/> <b>Main Harness Repair Kit:</b> PN: XMC1003 
	Specs: 1.0" Crankshaft, 5.375" Pulley, Counter Clockwise, A/B Belt, 60 ft.lbs torque		



# Yazoo Keeps





<b>Xtreme No.</b> <b>X0332</b> 	<b>OEM Part No.</b> 505287301 505 28 73-01 287301	<b>Where Used:</b> The Super Smooth " <i>Xtreme Precision</i> " Machined Pulley Too Many To List	<b>Wire Harness</b> Integrated Wire Main Harness Repair Kit: PN: XMC1003 
	Specs: 1.00" Crankshaft, 5.42" Offset Pulley, Counter Clockwise, 5/8" Belt, 125 ft.lbs torque		

<b>Xtreme No.</b> <b>X0315</b> 	<b>OEM Part No.</b> 539104515 539 10 45-15 104515	<b>Where Used:</b> Free Heavy Duty " <i>FatBoy Series</i> " Upgrade Too Many To List	<b>Wire Harness</b> Integrated Wire Main Harness Repair Kit: PN: XMC1003 
	Specs: 1.125" Crankshaft, 6.375" Pulley, Counter Clockwise, 5/8" Belt, 200 ft.lbs torque		



<b>Xtreme No.</b> <b>X0260</b> 	<b>OEM Part No.</b> 574607001 574 60 70-01 607001	<b>Where Used:</b> The Super Smooth " <i>Xtreme Precision</i> " Machined Pulley Too Many To List	<b>Wire Harness</b> Integrated Wire Main Harness Repair Kit: PN: XMC1003 
	Specs: 1.00" Crankshaft, 6.212" Pulley, Counter Clockwise, 5/8" Belt, 200 ft.lbs torque		



<b>Xtreme No.</b> <b>X0121</b> 	<b>OEM Part No.</b> 539120756 539 12 07-56 120756	<b>Where Used:</b> The Super Smooth " <i>Xtreme Precision</i> " Machined Pulley Too Many To List	<b>Wire Harness</b> Integrated Wire Main Harness Repair Kit: PN: XMC1003 
	Specs: 1.0" Crankshaft, 5.375" Pulley, Counter Clockwise, A/B Belt, 80 ft.lbs torque		



<b>Xtreme No.</b> <b>X0350</b> 	<b>OEM Part No.</b> 539114595 539 11 45-95 114595	<b>Where Used:</b> The Super Smooth " <i>Xtreme Precision</i> " Machined Pulley Too Many To List	<b>Wire Harness</b> Integrated Wire Main Harness Repair Kit: PN: XMC1003 
	Specs: 1.000" Crankshaft, 5.375" Pulley, Counter Clockwise, A/B Belt, 105 ft.lbs torque		



# Yazoo Kees





<b>Xtreme No.</b> <b>X0258</b> 	<b>OEM Part No.</b> 539132733 539 13 27-33 132733	<b>Where Used:</b> The Super Smooth " <i>Xtreme Precision</i> " Machined Pulley ZELKH6125 2002-2011 ZELKH7227 2004-2011	<b>Wire Harness</b> Integrated Wire <b>Main Harness Repair Kit:</b> PN: XMC1003 
	Specs: 1.00" Crankshaft, 6.212" Pulley, Counter Clockwise, 5/8" Belt, 200 ft.lbs torque		

<b>Xtreme No.</b> <b>X0373</b> 	<b>OEM Part No.</b> 539132732 539 13 27-32 132732	<b>Where Used:</b> The Super Smooth " <i>Xtreme Precision</i> " Machined Pulley ZELKH5225 2004-2011	<b>Wire Harness</b> Integrated Wire <b>Main Harness Repair Kit:</b> PN: XMC1003 
	Specs: 1.00" Crankshaft, 6.212" Pulley, Counter Clockwise, 5/8" Belt, 105 ft.lbs torque		



<b>Xtreme No.</b> <b>X0260</b> 	<b>OEM Part No.</b> 574607001 574 60 70-01 607001	<b>Where Used:</b> The Super Smooth " <i>Xtreme Precision</i> " Machined Pulley ZMKW6124 2009-11 ZMKW5222 2009-11 KMKW6124 2009-11 KMKW5222 2009-11	<b>Wire Harness</b> Integrated Wire <b>Main Harness Repair Kit:</b> PN: XMC1003 
	<b>Models Must Confirm OEM Part Number</b> Specs: 1.00" Crankshaft, 6.212" Pulley, Counter Clockwise, 5/8" Belt, 200 ft.lbs torque		



<b>Xtreme No.</b> <b>X0003</b> 	<b>OEM Part No.</b> 532160889 532 16 08-89 160889	<b>Where Used:</b> The Super Smooth " <i>Xtreme Precision</i> " Machined Pulley Too Many To List	<b>Wire Harness</b> Integrated Wire <b>Main Harness Repair Kit:</b> PN: XMC1003 
	Specs: 1.0" Crankshaft, 5.375" Pulley, Counter Clockwise, A/B Belt, 80 ft.lbs torque		



<b>Xtreme No.</b> <b>X0041</b> 	<b>OEM Part No.</b> 539128711 539 12 87-11 128711	<b>Where Used:</b> The Super Smooth " <i>Xtreme Precision</i> " Machined Pulley Too Many To List	<b>Wire Harness</b> Integrated Wire <b>Main Harness Repair Kit:</b> PN: XMC1003 
	Specs: 1.125" Crankshaft, 5.3" Pulley, Counter Clockwise, A/B Belt, 200 ft.lbs torque		



# Misc Manufacturers





<b>Xtreme No. X0185</b> 	OEM Part No.	Where Used:	Wire Harness
	1692430 1703816 1703816SM	Free <b>High Torque Cool Coil</b> Upgrade  Agco Allis	Integrated Wire  Main Harness Repair Kit: PN: XMC1003 
	Specs: 1.00" Crankshaft, 5.435" Pulley, Counter Clockwise, A/B Belt, 105 ft.lbs torque		

<b>Xtreme No. X0007</b> 	OEM Part No.	Where Used:	Wire Harness
	1136-0837-01 18399065/1 19399060/0	Free <b>High Torque Cool Coil</b> Upgrade  Castle Garden	Integrated Wire  Main Harness Repair Kit: PN: XMC1002 
	Specs: 1.00" Crankshaft, 5.25" Pulley, Counter Clockwise, A/B Belt, 80 ft.lbs torque		


<b>Xtreme No. X0427</b> 	OEM Part No.	Where Used:	Wire Harness
	LB740401	Free <b>High Torque Cool Coil</b> Upgrade  Ford 9800686 Tractor	Integrated Wire  Main Harness Repair Kit: PN: XMC1003 
	Specs: 1.00" Crankshaft, 5.25" Pulley, Counter Clockwise, A/B Belt, 105 ft.lbs torque		


<b>Xtreme No. X0357</b> 	OEM Part No.	Where Used:	Wire Harness
	5219-38 521938	Free <b>High Torque Cool Coil</b> Upgrade  Goodall	Integrated Wire  Main Harness Repair Kit: PN: XMC1003 
	Specs: 1.125" Crankshaft, 5.25" Pulley, Counter Clockwise, A/B Belt, 125 ft.lbs torque		


<b>Xtreme No. X0421</b> 	OEM Part No.	Where Used:	Wire Harness
	GR-10	Free <b>High Torque Cool Coil</b> Upgrade  Grazer	Integrated Wire  Main Harness Repair Kit: PN: XMC1003 
	Specs: 1.00" Crankshaft, 4.50" Pulley, Counter Clockwise, A/B Belt, 200 ft.lbs torque		


# Misc Manufacturers




<b>Xtreme No.</b> <b>X0305</b> 	<b>OEM Part No.</b>	<b>Where Used:</b>	<b>Wire Harness</b>
	20002	Free <b>High Torque Cool Coil</b> Upgrade  Howard Price	Integrated Wire  Main Harness Repair Kit: PN: XMC1003
	Specs: 1.125" Crankshaft, 6.1" Pulley, Counter Clockwise, A/B Belt, 200 ft.lbs torque		

<b>Xtreme No.</b> <b>X0185</b> 	<b>OEM Part No.</b>	<b>Where Used:</b>	<b>Wire Harness</b>
	232201	Free <b>High Torque Cool Coil</b> Upgrade  King Cat	Integrated Wire  Main Harness Repair Kit: PN: XMC1003
	Specs: 1.00" Crankshaft, 5.35" Pulley, Counter Clockwise, A/B Belt, 105 ft.lbs torque		




<b>Xtreme No.</b> <b>X0398</b> 	<b>OEM Part No.</b>	<b>Where Used:</b>	<b>Wire Harness</b>
	890-134C	Free <b>High Torque Cool Coil</b> Upgrade  Land Pride	Integrated Wire  Main Harness Repair Kit: PN: XMC1003
	Specs: 1.00" Crankshaft, 6.35" Pulley, Counter Clockwise, A/B Belt, 125 ft.lbs torque		




<b>Xtreme No.</b> <b>X0306</b> 	<b>OEM Part No.</b>	<b>Where Used:</b>	<b>Wire Harness</b>
	2360 5218-61 521861	Free <b>High Torque Cool Coil</b> Upgrade  Schweiss	Integrated Wire  Main Harness Repair Kit: PN: XMC1003
	Specs: 1.00" Crankshaft, 7.25" Pulley, Clockwise, A/B Belt, 205 ft.lbs torque		




<b>Xtreme No.</b> <b>X0361</b> 	<b>OEM Part No.</b>	<b>Where Used:</b>	<b>Wire Harness</b>
	1134-5674-01	Free <b>High Torque Cool Coil</b> Upgrade  Stiga	Integrated Wire  Main Harness Repair Kit: PN: XMC1003
	Specs: 1.00" Crankshaft, 6.08" Pulley, Clockwise, A/B Belt, 125 ft.lbs torque		




# Grain Augers



Xtreme No.	OEM Part No.	Where Used:	Wire Harness
<b>X0268</b>  	5218-269	Free <b>High Torque Cool Coil</b> Upgrade  Meridian Sakundiak Grain Augers	Integrated Wire
	5218269		<b>Main Harness Repair Kit:</b> <b>PN: XMC1003</b> 
Specs: 1.00" Crankshaft, Double Groove Pulley, A/B Belt, 200 ft.lbs HIGH torque Upgrade			




Xtreme No.	OEM Part No.	Where Used:	Wire Harness
<b>X0309</b>  	5218-64	Free <b>High Torque Cool Coil</b> Upgrade  Meridian Sakundiak Grain Augers	Integrated Wire
	521864		<b>Main Harness Repair Kit:</b> <b>PN: XMC1003</b> 
Specs: 1.00" Crankshaft, Double Groove Pulley, A/B Belt, 200 ft.lbs HIGH torque Upgrade			




Xtreme No.	OEM Part No.	Where Used:	Wire Harness
<b>X0213</b>  	5218-121	Free <b>High Torque Cool Coil</b> Upgrade  Meridian Sakundiak Grain Augers	Integrated Wire
	5218121		<b>Main Harness Repair Kit:</b> <b>PN: XMC1003</b> 
1.125" Crankshaft, Double Groove Pulley, A/B Belt, 200 ft.lbs HIGH torque Upgrade			




Xtreme No.	OEM Part No.	Where Used:	Wire Harness
<b>X0267</b>  	5218-267	Free <b>High Torque Cool Coil</b> Upgrade  Meridian Sakundiak Grain Augers	Integrated Wire
	5218267		<b>Main Harness Repair Kit:</b> <b>PN: XMC1003</b> 
1.125" Crankshaft, Double Groove Pulley, A/B Belt, 200 ft.lbs HIGH torque Upgrade			

# Sweepers, Bail Choppers Boat Clutches



<b>Xtreme No.</b> <b>X0303</b>  	OEM Part No.	Where Used:	Wire Harness
	76-337	Free <b>High Torque Cool Coil</b> Upgrade  Smithco Lawn Sweepers	Integrated Wire  Main Harness Repair Kit: PN: XMC1003 
Specs: 1.00" Crankshaft, 4.58" Pulley, Counter Clockwise, A/B Belt, 200 ft.lbs torque			

<b>Xtreme No.</b> <b>X0192</b>  	OEM Part No.	Where Used:	Wire Harness
	5215-77 521577	Free <b>High Torque Cool Coil</b> Upgrade  Goossen Bail Choppers Requires Anti-Rotation Conversion SUPER - HIGH TORQUE UPGRADE!	Integrated Wire  Main Harness Repair Kit: PN: XMC1003 
Specs: 1.00" Crankshaft, 4.25" Pulley, Counter Clockwise, A/B Belt, 200 ft.lbs torque			

<b>Xtreme No.</b> <b>X0266</b>  	OEM Part No.	Where Used:	Wire Harness
	PD-038 5218-261 5218-126 5218261 5218126	Free <b>High Torque Cool Coil</b> Upgrade  Pro-Drive Boat Motors	Integrated Wire  Main Harness Repair Kit: PN: XMC1003 
Specs: 1.125" Crankshaft, Direct Drive, 200 ft.lbs torque High Torque			

## Installation Tips:



DO NOT use an impact wrench when tightening the mounting bolt. Over tightening the mounting bolt will cause bearing damage. See our installation guide for the proper torque required.




Always check the clutch wire to make sure there will be no rubbing. We supply tie wraps with every clutch to make sure wires are properly secured and protected.









Always replace the clutch bolt if possible. If not, make sure the bolt is clean and free of any oil. Carburetor cleaner works great for removing oily residue.

# Salt Spreaders, Pumps



Xtreme No.	OEM Part No.	Where Used:	Wire Harness
<b>X0482</b> 	A40032	AirFlow	Integrated Wire
	PMV0107	Boss	
	PMV1013	Boss	
	1401150	Buyers	
	SPN104C	Down Easter	
	9207	Fisher	
	51873	Henderson	
	80302146	Hiniker	
	80302223	Hiniker	
	41719	Hi-Way	
	61167	Meyer	
	00069497	Monroe	
	05050107	Monroe	
	51509	Ogura	
	04138-017-00	Swenson	
E22	Torwell		
65212	Western Plow		
Specs: 1.00" Crankshaft, Direct Drive, Counter Clockwise			

Xtreme No.	OEM Part No.	Where Used:	Wire Harness
<b>X0433</b>  	OPE-EC	Free <b>High Torque Cool Coil</b> Upgrade	Integrated Wire
		Odessa Pumps	<b>Main Harness Repair Kit:</b> <b>PN: XMC1003</b> 
1.125" Crankshaft, 5.69" Double Pulley, Clockwise, 200 ft.lbs torque High Torque			

Xtreme No.	OEM Part No.	Where Used:	Wire Harness
<b>X0434</b>  	OPE-EC2	Free <b>High Torque Cool Coil</b> Upgrade	Integrated Wire
		Odessa Pumps	<b>Main Harness Repair Kit:</b> <b>PN: XMC1003</b> 
1.125" Crankshaft, 4.875" Double Pulley, Clockwise, 200 ft.lbs torque High Torque			



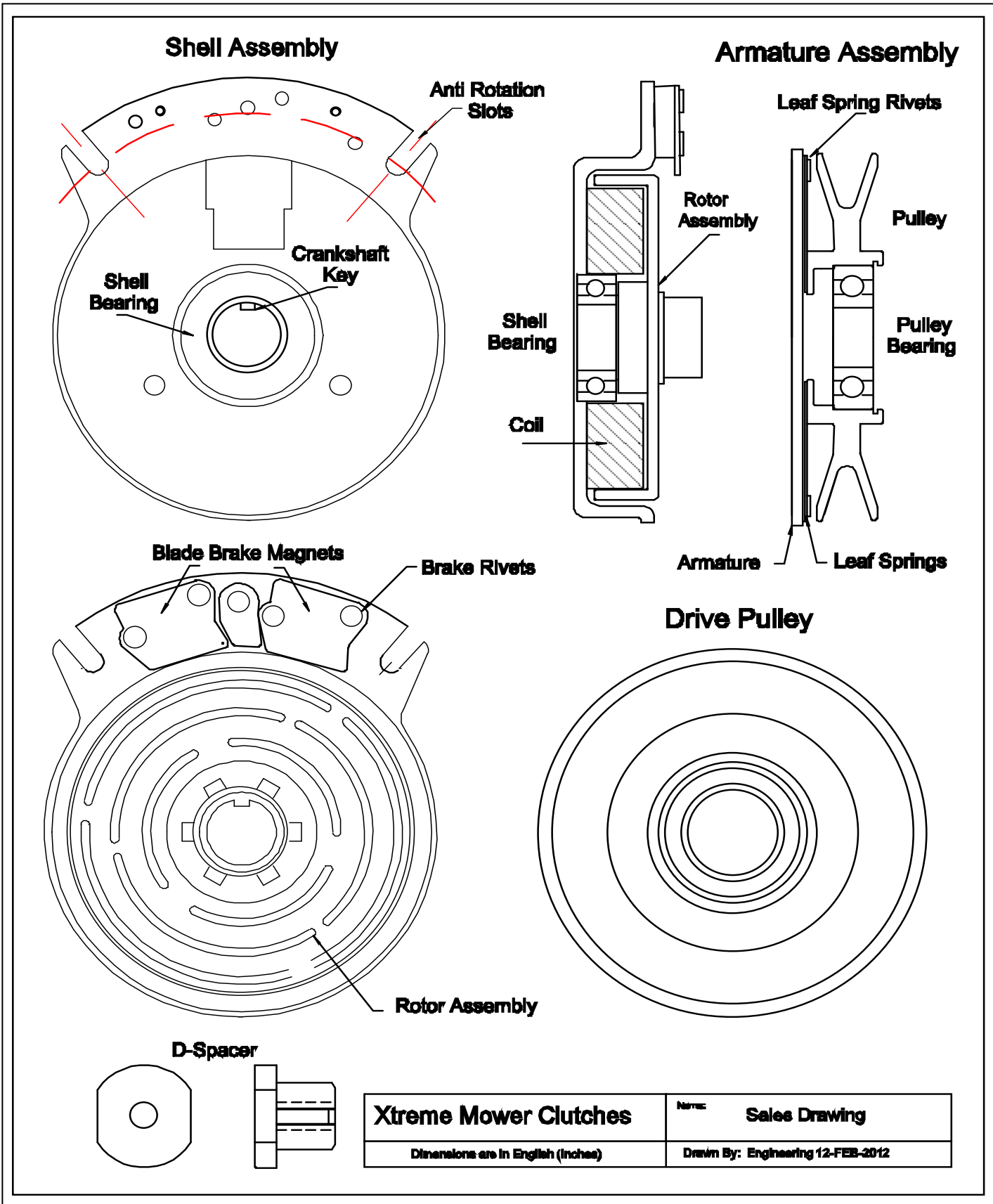


# ***Technical Information***

## ***Section 41***

- Clutch Terminology***
- Electrical Troubleshooting***
- General Trouble Shooting***
- Installation Instructions***

# Clutch Terminology



# TroubleShooting Guide

## Electrical System



### Checking the Mower

TASK	INSTRUCTIONS	NOTES
Inspect Electrical Circuit	<ul style="list-style-type: none"> <li>- With the motor off: Unplug the clutch and attach a voltage meter to the connection Coming from the mower. Start the mower and Turn the PTO on (blade engage switch) Monitor the meter: 13.2vlt to 14vlt DC is normal.</li> <li>- Turn the PTO off: 0.0 vlt is perfect.</li> </ul>	<ul style="list-style-type: none"> <li>- PTO ON = Voltage is 13.2 DC Minimum</li> <li>- PTO OFF = Voltage is 0.0 DC</li> <li>- With the PTO switch in the on position the voltage should be between 13.2 &amp; 14VDC If the voltage is different there is a problem with the mowers' electrical system.</li> </ul>
Inspect Electrical Connections	<ul style="list-style-type: none"> <li>- Remove the wire harness connector(s) Inspect and Clean each connection going to the clutch.</li> </ul>	
Inspect Wire Harness	<ul style="list-style-type: none"> <li>- Remove the tie wraps from the wire harness Look for pinching, chaffing, fraying or tears.</li> <li>- Check the machine wire harness for damage.</li> </ul>	<ul style="list-style-type: none"> <li>- Look closely: This is a common failure.</li> </ul>

### Checking the Clutch

TASK	INSTRUCTIONS	NOTES
Checking Clutch Coil (Basic operations)	<ul style="list-style-type: none"> <li>- Apply 12vlt DC to the clutch connection &amp; watch to see if the coil draws the armature to the rotor (pulls the pulley inward)</li> </ul>	<ul style="list-style-type: none"> <li>- Some low torque clutches may not be able to overcome the clutch brake and will require resistance testing.</li> </ul>
Checking Clutch Resistance	<ul style="list-style-type: none"> <li>- Connect a Low Resistance (ohm) meter to the clutch wire connector. Compare the results to the chart below.</li> </ul>	<ul style="list-style-type: none"> <li>- A Special "4 wire" Low Resistance (Ohms) Meter is required. Normal voltage/ohms meters cannot read ohms this low.</li> </ul>

MODEL	TORQUE	RESISTANCE @70 F (Ohms)
Spring Stop (5215-***)	110 ft. lbs (149Nm) Torque	2.70 to 2.98 Ohms
MS-60 (5217-***)	60 ft. lbs (81Nm) Torque	6.82 to 7.54 Ohms
MS-80 (5217-***)	80 ft. lbs (108Nm) Torque	3.49 to 3.86 Ohms
TG2K-105 (5219-***)	105 ft. lbs (142Nm) Torque	3.07 to 3.34 Ohms
TG2K-125 (5219-***)	125 ft. lbs (169Nm) Torque	2.70 to 2.98 Ohms
CMS-150 (5218-***)	150 ft. lbs (203Nm) Torque	2.34 to 2.59 Ohms
CMS-175 (5218-***)	175 ft. lbs (237Nm) Torque	2.18 to 2.41 Ohms
CMS-200 (5218-***)	200 ft. lbs (271Nm) Torque	1.75 to 2.00 Ohms

# TroubleShooting Guide



## Symptom: Clutch is Not Engaging

PROBLEM	POSSIBLE CAUSE	SOLUTION
Low voltage supply (Less than 13.2 VDC at the clutch)	<ul style="list-style-type: none"> <li>- Frayed wiring or bad connector(s)</li> <li>- Defective PTO switch</li> <li>- Defective charging system</li> <li>- Low coil resistance</li> </ul>	<ul style="list-style-type: none"> <li>- Repair or Replace. Clean Connectors</li> <li>- Repair or Replace</li> <li>- Replace Stator and/or Rectifier</li> <li>- Replace with new Xtreme clutch</li> </ul>
No Power at the clutch connection	<ul style="list-style-type: none"> <li>- Short in wiring or bad connector(s)</li> <li>- Defective PTO switch</li> <li>- Blown Fuse</li> </ul>	<ul style="list-style-type: none"> <li>- Repair or Replace Wiring</li> <li>- Repair or Replace</li> <li>- Look for frayed wire and repair</li> </ul>
Incorrect coil resistance	<ul style="list-style-type: none"> <li>- Defective clutch coil</li> </ul>	<ul style="list-style-type: none"> <li>- Replace with new Xtreme clutch</li> </ul>
Power at the Clutch connector, but the Clutch does not engage	<ul style="list-style-type: none"> <li>- Rotor/armature air gap too large (greater than .125"/3.18mm). End of useful life</li> <li>- Bad Clutch Coil</li> </ul>	<ul style="list-style-type: none"> <li>- Replace with new Xtreme clutch</li> <li>- Replace with new Xtreme clutch</li> </ul>

## Symptom: Clutch is Slipping/Overheating

PROBLEM	POSSIBLE CAUSE	SOLUTION
Contaminated Clutch friction surfaces	<ul style="list-style-type: none"> <li>- Engine oil leaking on the clutch</li> </ul>	<ul style="list-style-type: none"> <li>- Repair oil leak. Disassemble clutch, clean armature, rotor and brake</li> </ul>
Overloaded clutch (overheating)	<ul style="list-style-type: none"> <li>- Deck is clogged with grass</li> <li>- Bad Blade Spindle bearing or idler pulley bearings</li> </ul>	<ul style="list-style-type: none"> <li>- Remove excess grass from deck</li> <li>- Replace spindle(s) and or idler pulley(s). Replace belt</li> </ul>
Low voltage supply (less than 13.2 VDC at clutch)	<ul style="list-style-type: none"> <li>- Defective battery</li> <li>- Defective wiring or connectors</li> <li>- Defective PTO switch</li> <li>- Defective charging system</li> <li>- Defective clutch lead wire</li> </ul>	<ul style="list-style-type: none"> <li>- Load Test Battery - Replace battery</li> <li>- Repair or Replace</li> <li>- Replace PTO Switch</li> <li>- Replace Stator and/or Rectifier</li> <li>- Repair or Replace with New Xtreme Clutch</li> </ul>
Oil on the V-belt	<ul style="list-style-type: none"> <li>- Hydraulic or engine oil leak</li> </ul>	<ul style="list-style-type: none"> <li>- Repair leak and replace belt</li> <li>- Once oil soaks into a belt it is ruined</li> </ul>



**If the clutch has broken rivets they COULD separate and cause risk of personal injury**

# TroubleShooting Guide



## Symptom: Noisy Clutch and/or Vibration

PROBLEM	POSSIBLE CAUSE	SOLUTION
The Clutch is loose on the crankshaft	<ul style="list-style-type: none"> <li>- The mounting bolt is too long and bottoms out on the engine crankshaft before clamping clutch.</li> <li>- The mounting washer is too thin and deforms when the bolt is tightened.</li> <li>- Loose mounting bolt (the bolt is not torqued properly).</li> <li>- The Crankshaft is bottomed on the D-spacer.</li> <li>- The D-spacer should never touch the crankshaft.</li> </ul>	<ul style="list-style-type: none"> <li>- Replace with the correct length and grade bolt. Inspect clutch bearings.</li> <li>- Replace with the correct grade 5 washer. 1/4" thick minimum. Do not use standard washers.</li> <li>- Replace bolt and torque to specifications.</li> <li>- Replace the bolt and use the proper spacer (1/4" thick minimum). Do not use standard washers.</li> </ul>
Loose Internal Rotor	<ul style="list-style-type: none"> <li>- Slippage</li> <li>- Overheating</li> <li>- Not Properly Burnished</li> </ul>	<ul style="list-style-type: none"> <li>- See: Slippage Troubleshooting</li> <li>- Check Electrical Supply Replace Clutch</li> <li>- Replace with new Xtreme clutch</li> </ul>
Clutch Bearing Failure	<ul style="list-style-type: none"> <li>- Loose mounting (bolt not torqued properly)</li> <li>- Over torqued mounting bolt. (bolt too tight)</li> <li>- Clutch body movement restricted</li> <li>- The Engine Overheated and melted the bearing grease</li> </ul>	<ul style="list-style-type: none"> <li>- Replace with new Xtreme clutch &amp; bolt</li> <li>- Replace with new Xtreme clutch &amp; bolt</li> <li>- Repair or replace anti-rotation device, and Replace Clutch &amp; bolt</li> <li>- Replace with a new Xtreme clutch and bolt. Repair the engine overheat problem</li> </ul>
Clutch rattles against the anti-rotation device	<ul style="list-style-type: none"> <li>- A little noise is normal on some mowers</li> <li>- Damaged Anti Rotation Device</li> </ul>	<ul style="list-style-type: none"> <li>- If noise is excessive, repair or replace anti-rotation device (Follow OEM's specifications)</li> <li>- Repair or Replace</li> </ul>
Clutch wobbles	<ul style="list-style-type: none"> <li>- Bent Crankshaft</li> <li>- Bad Clutch bearings</li> </ul>	<ul style="list-style-type: none"> <li>- Replace crankshaft, clutch, and bolt</li> <li>- Replace with new Xtreme clutch and bolt</li> </ul>


## Symptom: Clutch Brake is Not Stopping Blades within 6-8 seconds

PROBLEM	POSSIBLE CAUSE	SOLUTION
Contaminated clutch friction surfaces	<ul style="list-style-type: none"> <li>- Engine oil leaking on the clutch brake</li> </ul>	<ul style="list-style-type: none"> <li>- Repair Engine leak. Dis-assemble clutch, clean armature, rotor and brake</li> </ul>
Clutch Armature/brake poles wore out	<ul style="list-style-type: none"> <li>- End of usable life</li> </ul>	<ul style="list-style-type: none"> <li>- Replace with new Xtreme clutch</li> </ul>
Clutch is always powered up	<ul style="list-style-type: none"> <li>- PTO Switch defective</li> <li>- Broken Leaf Springs</li> <li>- Clutch bearing failure (severe)</li> </ul>	<ul style="list-style-type: none"> <li>- Replace PTO Switch</li> <li>- Replace with new Xtreme clutch</li> <li>- Replace with new Xtreme clutch and bolt</li> </ul>




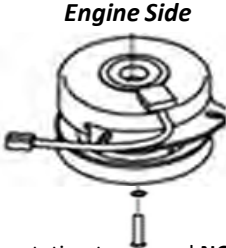
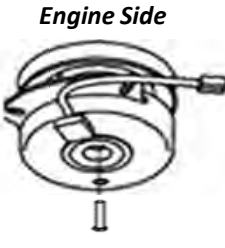



# Installation Instructions



## Electrical Preparation (Important)

TASK	INSTRUCTIONS	NOTES
<b>1). Inspect Electrical Circuit</b>  <i>Sometimes the reason the clutch failed is the electrical system</i>	<ul style="list-style-type: none"> <li>- With the motor off: Unplug the clutch and attach a voltage meter to the connection Coming from the mower. Start the mower and Turn the PTO on (blade engage switch). Monitor the meter: 13.4vlt to 14vlt DC is ok.</li> <li>- Turn the PTO off: 0.0 VDC is perfect.</li> </ul>	<ul style="list-style-type: none"> <li>- With the PTO switch in the on position the voltage should be between 13.4 &amp; 14VDC If the voltage is different there is a problem with the mower's electrical system.</li> <li>- PTO ON = Voltage is 13.4 DC Minimum</li> <li>- PTO OFF = Voltage is 0.0 DC</li> </ul>
<b>2). Remove Tie Wraps and Inspect the Wire harness</b>	<ul style="list-style-type: none"> <li>- Remove the wire harness connector(s) Look for pinching, chaffing, fraying or tears</li> <li>- Check the Entire wire harness for damage.</li> </ul>	<ul style="list-style-type: none"> <li>- Look closely: This is a common failure</li> </ul>











## Removing the Old Clutch

TASK	INSTRUCTIONS	NOTES
<b>3). Remove the Belt</b>	<ul style="list-style-type: none"> <li>- Release the belt tensioner located on the mower deck.</li> </ul>	<ul style="list-style-type: none"> <li>- Inspect pulley bearings, spindle bearings and the belt for damage.</li> </ul>
<b>4). Note Component locations</b> 	<ul style="list-style-type: none"> <li>- It is Important to note how the components are assembled. It is critical that everything goes back together correctly!</li> </ul>	 <i>Example Only</i>
<b>5). Note Clutch Orientation</b>  <i>Note: If the clutch rotation is installed incorrectly, the clutch will immediately fail (violently), and void the warranty</i>	<p><b>CCW Type Clutch</b>                      CCW = Counter Clockwise Pulley Away from the Engine</p>  <i>Engine Side</i>	<p><b>CW Type Clutch</b>                      CW = Clockwise Pulley Toward the Engine</p>  <i>Engine Side</i>
<b>6). Remove Clutch</b> 	<ul style="list-style-type: none"> <li>- Remove the clutch bolt. An impact wrench will work great for this task.</li> </ul>	 <b>D-Spacer</b> <ul style="list-style-type: none"> <li>- If you do not have an impact wrench you will need to hold the D-Spacer to prevent the engine crankshaft from turning</li> </ul> Note: Not all models use D-Spacers
<b>7). Inspect &amp; Clean Crankshaft</b> 	<ul style="list-style-type: none"> <li>- Remove any rust or contamination on the crankshaft. A piece of emery paper and some WD40 works best.</li> <li>- Inspect the crankshaft keyway for damage Remove any burrs with a file.</li> </ul>	<ul style="list-style-type: none"> <li>- If this step is skipped it may be very difficult (or impossible) to install the new clutch.</li> <li>- Make sure the keyway has a good 30 degree chamfer lead-in for the mating clutch key.</li> </ul>

# Installation Instructions



## Installing New Clutch

TASK	INSTRUCTIONS	NOTES
8). Install the Drive pulley & spacers	- Use your notes from the removal process & put the components back onto the crankshaft	- These items should install very easily. If not clean crankshaft again (step 7)
9). Install The New Clutch 	- Line up the crankshaft keyway to the clutch key and slide clutch onto the crankshaft	- It is a little tricky to get key and keyway alignment. <b>DO NOT STRIKE!</b> Striking the clutch onto the crankshaft will cause damage
10). Install the Clutch Bolt	- We recommend using a new bolt. The bolt must be clean and dry. <b>CLEAN AND DRY</b>	- If a new bolt is used, use the chart below to make sure the correct type is used.
11). Torque Clutch Bolt  <b>Impact wrenches can overtorque and cause bearing damage</b>	- It is important to use a torque wrench for this task. Hold the D-Spacer (if equipped) with a wrench to prevent crankshaft turning. - Proper torque is <b>CRITICAL</b> to the life of the clutch. There is no need to over tighten!	 Failure to torque to the requirements below will degrade clamping forces and can allow the clutch to separate from the crankshaft. This can cause risk of serious personal injury.
BOLT SIZE	BOLT GRADE	TORQUE SPECIFICATIONS
 3/8" - 24 7/16" - 20 M10 - 1.5	Grade 8 ONLY Grade 5 (no imports) 10.9 Class	 Grade 5  Grade 8 <b>40 - 45 ft. lbs.</b> <b>50 - 55 ft. lbs.</b> <b>40 - 48 ft. lbs.</b>
12). Install the Deck Belt	- Install belt and tension	- Make sure the belt is on every pulley
13). Inspect the clutch Anti Rotation device 	- It is very important that the clutch is free to move up and down and a little side to side. - Use only the original anti rotation device	- All Mowers have Anti Rotation Devices. The clutch <b>WILL</b> be damaged if the anti-rotation does not allow for movement.
14). Connect the clutch wire and secure with tie wraps.	- When attaching tie wraps make sure to leave some slack for the natural movement of the clutch. Secure tie wraps tightly & trim	-  Make sure wire routing does not allow for chaffing or rubbing on any moving parts. <b>Look Closely</b>
15). Torque Mower Blades 	- Your new clutch has very strong blade brakes. Improper blade torque or damaged blade hardware can lead to blade loosening and can cause risk of serious personal injury.	
16). <b>IMPORTANT FINAL STEP!!</b> <b>Burnish the Clutch</b> 	- Use an open area with no by-standers. Reduce engine RPM's to 1/2 and engage clutch. Allow the blades to reach full speed (a few seconds). Disengage blades and allow them to completely stop. Repeat 10 times. Shut the engine off and check the blade & clutch bolt torque Important Note: If the new clutch is not burnished it may warp and shorten the life.	











## **Xtreme Outdoor Power Equipment Terms and Conditions**

(Last updated: (12/25/2014))

### **I. Terms**

Payment for goods received from Xtreme Outdoor Power Equipment may be made with company check, money order, Visa, MasterCard, or Discover. COD orders are also accepted. Subject to prior credit review and authorization, open accounts (net 30 days) are available. All accounts are due and payable within 30 days of invoice date. A service charge of 1 ½% PER MONTH will be charged on the invoices unpaid by the last of the month after due date. THIS IS AN ANNUAL PERCENTAGE OF 18%. In the case of a returned check a \$30.00 fee will be charged, as well as any additional collection and/or attorney's fees.

### **II. Conditions**

If a customer's purchase order, which may contain a phrase, or clause, that in any way attempts to change, modify, restrict, or eliminate any of the terms and conditions outlined here, Xtreme Outdoor Power Equipment terms and conditions shall remain fully in effect.

### **III. Claims**

Claims must be made within 7 days. Claims for damages in transit must be filed with the transportation company, as they assume all responsibility after goods are received by them. We recommend the damaged shipping carton be retained or the damage photographed.

### **IV. Returns**

ALL RETURNS REQUIRE PRIOR AUTHORIZATION FROM XTREME OUTDOOR POWER EQUIPMENT. Please call for an authorization number before returning any parts for exchange or credit. Returns, except those due to our error, are subject to a 20% handling charge. Enclose a packing slip or original invoice with all returns and note our authorization number on the outside of the shipping box. All returns must be freight prepaid. All credits issued that have NOT been used within 12 months will be forfeited. NOTE: Unauthorized returns or return of parts not purchased from Arrowhead Electrical Products will result in no credit.

### **V. Sales Tax**

Customer will assume sales tax responsibility where applicable.

### **VI. Warranty**

Xtreme Outdoor Power Equipment will warrant any product it sells to be free of defect in parts and workmanship upon initial use or installation only. Furthermore, Xtreme Outdoor Power Equipment will not be liable for any more than the repair, replacement, or credit of the item purchased up to its original purchase price, and the cause of said defect must be due to a manufacturer's part or workmanship. Xtreme Outdoor Power Equipment will not be liable for any consequential damages, labor claims, loss of profits, personal injury, or any other form of real or perceived loss which may arise from the failure of said product. Although every attempt is made to ensure that the information contained in our catalogs is correct, it is the responsibility of the purchaser to determine if the product will fit the need. No credit or warranty will be issued on any product that has been mishandled, abused, or has failed because of an external force acting upon it. NO CREDIT WILL BE ISSUED ON ANY UNIT THAT HAS BEEN OPENED, OR MODIFIED, IN ANY WAY. Also, products cannot be warranted when used in applications not intended. If credit is denied for any of these, or other reasons, the customer will have the option to have the items returned at the customer's expense, or scrapped. This warranty is in lieu of any other warranties, whether expressed, or implied. No warranty of any kind can be given on any product not returned within twelve (12) months of the date of purchase, or on any products returned without a copy of the original invoice.

### **VII. Shipping Errors**

Any errors in shipping, whether it is a shortage, overage, or damage, MUST be reported to Xtreme Outdoor Power Equipment within seven (7) days of receipt of shipment in order to receive any credit.

### **VIII. Shipping**

All prices are FOB - shipping point.

*The information herein is based upon data which we believe to be correct and believe to have been obtained from reliable sources, but no representation is made herein, nor should any be implied, regarding the accuracy of any such information and we assume no liability for any errors or omissions in any such information. Any original equipment manufacturers or other manufacturers or distributors, whose names, numbers, pictures, symbols, products and/or descriptions are, or may be, listed or shown herein are used for reference purposes only and there is no representation made or intended, nor should any be implied, that any item reference herein is the product of, or was manufactured and/or distributed, by the referenced manufacturer or distributor, as the case may be. This catalog is intended for reference purposes only. For pricing or terms and conditions, please refer to your price sheet.*

# **X** OUTDOOR POWER **xtreme** EQUIPMENT

THE HIGH PERFORMANCE CLUTCH LEADER

WWW.XTREMEOPE.COM



NATIONAL: 800-328-5454  
LOCAL: 763-255-2555  
FAX: 763-255-2530  
3787 95TH AVE. NE  
BLAINE, MN 55014

**MAIN LOCATION**

OFFICE: 561-852-1010  
FAX: 561-331-2663  
10034 SPANISH ISLES BLVD. SUITE C-5  
BOCA RATON, FL 33498

**CANADA LOCATION**

TOLL FREE: 877-617-2888  
NATIONAL: 416-645-1970  
FAX: 416-645-1972  
398 CANARCTIC DRIVE  
NORTH YORK, ONTARIO M3J 2V3

SALES@XCLUTCHES.COM

ENGINEERING@XCLUTCHES.COM

TECHSUPPORT@XCLUTCHES.COM